

**REPORT TO: DUNDEE CITY COUNCIL COMMUNITY SAFETY AND PUBLIC  
PROTECTION COMMITTEE**

**REPORT NUMBER – 137-2025**

**23<sup>rd</sup> April 2025**

**Report by Area Commander Bryan Todd, Local Senior Officer,  
Scottish Fire and Rescue Service**

---

**SUBJECT: FIRE AND RESCUE QUARTERLY PERFORMANCE REPORT  
1<sup>st</sup> October to 31<sup>st</sup> December 2024**

**Abstract**

The Report contains performance information relating to the third quarter (October - December) of 2024-2025 on the performance of the Scottish Fire and Rescue Service in support of Member scrutiny of local service delivery.

**1 PURPOSE OF THE REPORT**

To provide information for the Committee regarding the performance of the Scottish Fire and Rescue Service against the priorities, outcomes and performance measures detailed within the Local Fire and Rescue Plan for Dundee 2020–2023, to facilitate local scrutiny.

**2 RECOMMENDATIONS**

It is recommended that members:

Note, scrutinise and question the content of this report.

**3 FINANCIAL IMPLICATIONS**

None.

**4 BACKGROUND**

4.1 The Local Fire and Rescue Plan for Dundee 2020-2023 was approved by the Community Safety and Public Protection Committee on 16 November 2020. In support of delivering the priorities in this plan, twelve headline indicators are utilised as performance measures and form the basis of quarterly monitoring reports.

4.2 The priorities and outcomes contained within the Local Fire and Rescue Plan reflect 'place' and the contribution of the Scottish Fire and Rescue Service to the City Plan for Dundee 2017-2026.

4.3 In summary the following priorities are detailed within the plan:

- Priority 1 – Improving Fire Safety in the Home
- Priority 2 – Improving Fire Safety and Resilience in the Business Community
- Priority 3 – Minimising the Impact of Unintentional Harm
- Priority 4 – Reducing Unwanted Fire Alarm Signals
- Priority 5 – Reducing Deliberate Fires
- Priority 6 – Effective Risk Management and Operational Preparedness

4.4 Appendix 1 attached to this report provides a detailed breakdown and analysis of all data collected during the reporting period. In addition, further sections are included to provide Members with an overview of a range of community safety engagement events and partnership working. Furthermore, it highlights any notable incidents and events.

## **5 EQUALITY IMPACT ASSESSMENT**

5.1 Not applicable.

## **6 ENVIRONMENTAL ISSUES**

6.1 There are no environmental issues arising as a consequence of this report.

## **7 SUMMARY**

7.1 The attached report updates members regarding significant community safety engagement activities and gives context to the performance of the Scottish Fire and Rescue Service in the Dundee area against headline indicators and performance measures.

**Area Commander Bryan Todd**  
**Local Senior Officer**  
**Perth & Kinross, Angus and Dundee**  
Scottish Fire and Rescue Service  
Blackness Road  
Dundee  
DD1 5PA



# **QUARTERLY MONITORING REPORT**

*Covering the activities and performance in support of the Local Fire and Rescue Plan for Dundee 2020-2023*

**Quarter Three: 2024-2025**

*This page is intentionally left blank*

## **ABOUT THE STATISTICS IN THIS REPORT**

The activity totals and other statistics quoted in this report are provisional in nature and subject to change as a result of ongoing quality assurance and review.

Because all statistics quoted are provisional there may be differences in the period totals quoted in our reports after original publication which result from revisions or additions to the data on our systems.

From 2015-16 onwards responsibility for the publication of end-year statistical data transferred from the Scottish Government to the SFRS. This change of responsibility does not change the status of the figures quoted in this and other SFRS reports reported to the Committee.

*This page is intentionally left blank*

<b>TABLE OF CONTENTS</b>	<b>PAGE</b>
<b>Introduction</b>	5
<b>Quarterly Performance Summary</b>	6
<b>Quarterly Performance Highlights</b>	7
<b>Priority 1 - Improving Fire Safety in The Home</b>	8
HI 1 – Accidental Dwelling Fires (ADF)	8
HI 2 – ADF Fatal Casualties	8
HI 3 – ADF Non-Fatal Casualties	8
<b>Priority 2 - Improving Fire Safety and Resilience in the Business Community</b>	10
HI 4 - Non-Domestic Building Fires	10
HI 5 – Fatal Casualties in Non-Domestic Buildings	10
HI 6 – Non-Fatal Casualties in Non-Domestic Buildings	10
<b>Priority 3 - Minimising the Impact of Unintentional Harm</b>	12
HI 7 – Road Traffic Collision (RTC) Incidents	12
HI 8 – Fatal RTC Casualties	12
HI 9 – Non-Fatal RTC Casualties	12
<b>Priority 4 - Reducing Unwanted Fire Alarm Signals</b>	14
HI 10 – Unwanted Fire Alarm Signals (UFAS)	14
<b>Priority 5 - Reducing Deliberate Fires</b>	16
HI 11 – Deliberate Primary Fires	16
HI 12 – Deliberate Secondary Fires	16
<b>Priority 6 - Effective Risk Management and Operational Preparedness</b>	18
<b>APPENDIX 1: COMMUNITY SAFETY ENGAGEMENT &amp; PARTNERSHIP WORKING</b>	19
<b>APPENDIX 2: NOTABLE INCIDENTS &amp; TRAINING EVENTS</b>	20

**This page is intentionally blank**



## INTRODUCTION

This is the quarter three (Q3) monitoring report for 2024/25, covering the SFRS's performance and activities in support of the six priorities in the Local Fire and Rescue Plan for Dundee 2020-2023, namely:

- Priority 1 - Improving fire safety in the home
- Priority 2 - Improving fire safety and resilience in the business community
- Priority 3 - Minimising the impact of unintentional harm
- Priority 4 - Reducing unwanted fire alarm signals
- Priority 5 - Reducing deliberate fires
- Priority 6 - Effective risk management and operational preparedness

As well as supporting the six priorities in the Local Fire and Rescue Plan for Dundee, this monitoring report shows how SFRS activities and performance contribute to the wider priorities of the Dundee Partnership as set out in the City Plan for Dundee 2017-2026.













The figures in this report are provisional, to provide the Committee with the SFRS's direction of travel in the Dundee area, in terms of performance against headline indicators and targets. Most figures will not change; however, members should note that there may be some small variations for some indicators when the final confirmed figures are published by the SFRS.

The Community Safety and Public Protection Committee agreed the new Local Fire and Rescue Plan for Dundee 2020-2023 on 16 November 2020. In support of delivering the priorities in this plan, 12 headline indicators and targets have been set and form the basis of this quarterly monitoring report.




*This page is intentionally left blank*

## PERFORMANCE SUMMARY

The table below provides a summary of 2024/25 Q3 activity and year to date (YTD) performance against headline indicators and annual targets. It aims to provide at a glance, our direction of travel during the current reporting year.

<p><b>HI 1</b> <b>Accidental Dwelling Fires (ADF)</b></p>  <p><b>Q3 – 33 Incidents</b> <b>YTD – 106 incidents</b> <b>Annual Target – below 175</b></p>	<p><b>HI 2</b> <b>ADF Fatal Casualties</b></p>  <p><b>Q3 – 0</b> <b>YTD – 0</b> <b>Annual Target – 0</b></p>	<p><b>HI 3</b> <b>ADF Non-Fatal Casualties</b></p>  <p><b>Q3 – 1</b> <b>YTD – 24</b> <b>Annual Target – below 30</b></p>
<p><b>HI 4</b> <b>Non-Domestic Building Fires</b></p>  <p><b>Q3 – 6 Incidents</b> <b>YTD – 18 Incidents</b> <b>Annual Target – below 37</b></p>	<p><b>HI 5</b> <b>Fatal Casualties in Non-Domestic Building Fires</b></p>  <p><b>Q3 – 0</b> <b>YTD – 0</b> <b>Annual Target – 0</b></p>	<p><b>HI 6</b> <b>Non-Fatal Casualties in Non-Domestic Building Fires</b></p>  <p><b>Q3 – 0</b> <b>YTD – 0</b> <b>Annual Target – below 2</b></p>
<p><b>HI 7</b> <b>Road Traffic Collision (RTC) Incidents</b></p>  <p><b>Q3 – 9 Incidents</b> <b>YTD – 31 Incidents</b> <b>Annual Target – below 41</b></p>	<p><b>HI 8</b> <b>Fatal RTC Casualties</b></p>  <p><b>Q3 – 0</b> <b>YTD – 0</b> <b>Annual Target – 0</b></p>	<p><b>HI 9</b> <b>Non-Fatal RTC Casualties</b></p>  <p><b>Q3 - 5</b> <b>YTD - 13</b> <b>Annual Target – below 19</b></p>
<p><b>HI 10</b> <b>Unwanted Fire Alarm Signals</b></p>  <p><b>Q3 – 191 Incidents</b> <b>YTD – 544 Incidents</b> <b>Annual Target – below 1176</b></p>	<p><b>HI 11</b> <b>Deliberate Primary Fires</b></p>  <p><b>Q3 – 44 incidents</b> <b>YTD - 94 Incidents</b> <b>Annual Target – below 63</b></p>	<p><b>HI 12</b> <b>Deliberate Secondary Fires</b></p>  <p><b>Q3 – 203 Incidents</b> <b>YTD - 519 Incidents</b> <b>Annual Target – below 512</b></p>

### Year-to-Date Legend

	<b>Below headline target</b>
	<b>Less than 10% above headline target</b>
	<b>More than 10% above headline target</b>

## PERFORMANCE HIGHLIGHTS

Of the 12 headline indicators and targets, the following summary should be noted for Q3 2024/25:

### **Priority 1 - Improving fire safety in the home**

Accidental Dwelling Fires in Dundee continue to follow a downward trend over the three years, 33 incidents with 23 of these where fire fighters did not require to take any action and from the remaining 10 the action was limited with only two evacuations required. Reporting zero fatal casualties and only one non-fatal casualty in Q3 where a precautionary check was advised by crews. Year to date number for non-fatal 24 includes 20 suspected of smoke inhalation with six going for hospital checks and eight being administered oxygen by fire fighters on scene.

### **Priority 2 - Improving fire safety and resilience in the business community**

Non-Domestic fires in Dundee are also following a downward trend for the year-to-date totals. Only three of the incidents required firefighting and those were limited interventions with damage limited to item first ignited or the room of origin. Automatic Fire alarm systems were present in all premises.

### **Priority 3 - Minimising the impact of unintentional harm**

There were nine RTCs over the quarter bringing the year to date back into line with a reduction from quarter two. No trends regarding locus, time of day or vehicle types identified. Reporting zero fatal casualties and five non-fatal, only one extrication required with removal to hospital, the remaining four had precautionary checks by Fire Fighters and SAS.

### **Priority 4 - Reducing unwanted fire alarm signals**

SFRS attended 191 UFAS incidents in Q3. This follows the expected trend following introduction of the UFAS reduction strategy. A list of the top five property types and causation is included on page 15 of this report. Despite these welcome reductions local SFRS managers continue to work with our colleagues in legislative fire safety to ensure repeat offenders are supported and educated to drive these incidents down further in premises where we have repeat activations.

### **Priority 5 - Reducing deliberate fires**

In Q3 there were 44 deliberate primary fires in the city, this is an increase on the last quarter but the year to date is lower than the three-year average. Deliberate vehicle fires continue to increase with over 50% of these incidents (24) being vehicle related. We would expect to see an increase in this quarter in deliberate secondary fires due to bonfire night and Halloween antisocial activity across the city. Most of these incidents occurred across the north of the city and were mainly bin fires.

### **Priority 6 - Effective risk management and operational preparedness**

Firefighters continue to deliver preventative educational information in the domestic, educational and business settings at every opportunity.

They also focus on maintaining and enhancing their skills in preparedness for operational incidents through a range of activities including training and information gathering in their local area.

Full details of Q3 activity are on page 18 of this report and within Appendix 2.

## PRIORITY 1 - IMPROVING FIRE SAFETY IN THE HOME

### HI 1 – Accidental Dwelling Fires (ADF)

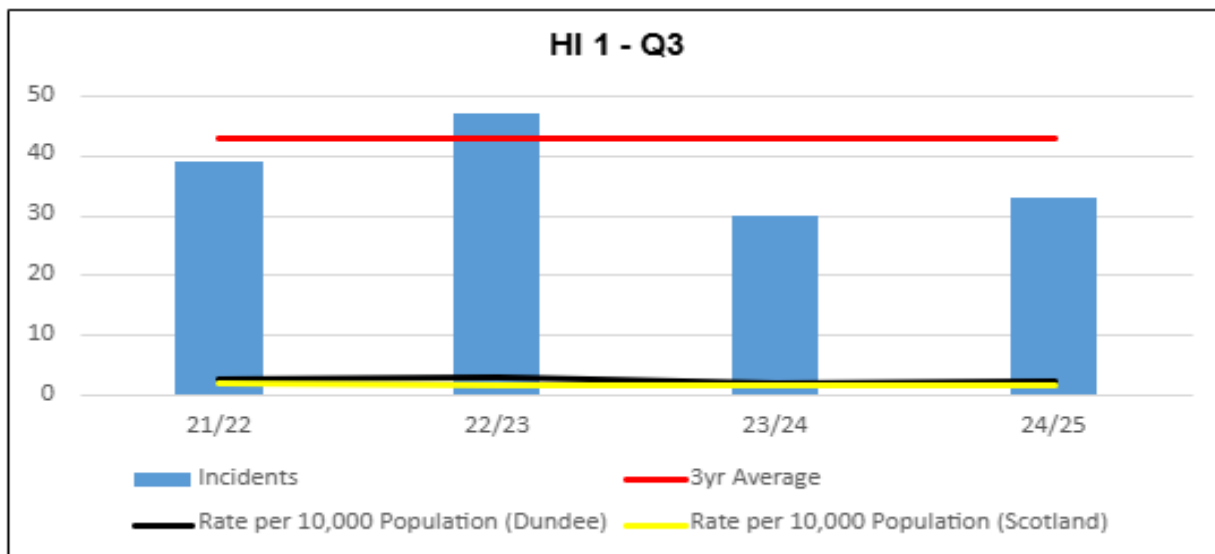


Table 1: Year to Date Performance

	21/22	22/23	23/24	24/25	YTD	Annual Target
HI 1: ADF's	115	126	111	106	Green	Below 175

### HI 2 - ADF Fatal Casualties & HI 3 - ADF Non-Fatal Casualties

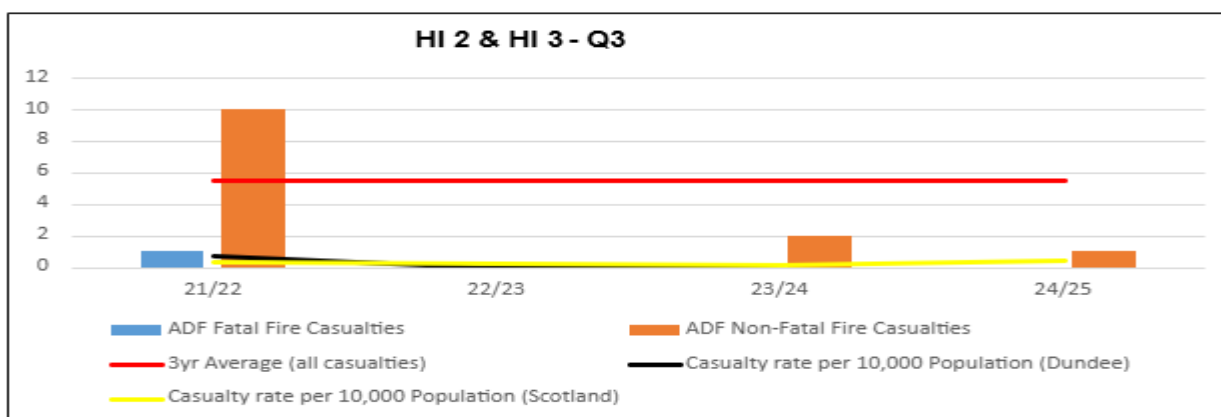


Table 2: Year to Date Performance

	21/22	22/23	23/24	24/25	YTD	Annual Target
HI 2: ADF Fatal Casualties	1	2	0	0	Green	0
HI 3: ADF Non-Fatal Casualties	24	15	8	24	Amber	Below 30

## **Indicator Description**

The largest single type of primary fire in Dundee is accidental fires in the home and their prevention is a key focus of the Service's community safety activity.

### **HI 1 – Accidental Dwelling Fires (ADF)**

As a headline target, the aim is to reduce the rate of ADF's by keeping these incidents below 175, during 2023/24

### **HI 2 – ADF Fatal Casualties**

This indicator concentrates on members of the community for whom fire has been clearly identified as the cause of death, even if they die some-time after the actual fire. Those who die at, or after, the fire but where fire is not identified as the cause of death, are not included within these figures.

As a headline target, the optimum aim is to always strive to have zero ADF Fatal Casualties in Dundee City.

### **HI 3 – ADF Non-Fatal Casualties**

This headline target counts all types of non-fatal fire injury in the home, including precautionary checks.

As a headline target, the aim is to reduce the risk of injury from fire in the home by keeping fire injuries below 30, during 2023/24

## **What we aim to Achieve**

As well as helping to deliver Priority One: *Improving Fire Safety in the Home*, meeting the headline targets will also support the long-term ambition of the City Plan for Dundee and supports achievement of the following local outcomes:

- Our people will be better educated and skilled within a city renowned for learning and culture;
- Our children will be safe, healthy, achieving, nurtured, active, respected, responsible and included;
- People in Dundee will be able to live independently and access support when they need it;
- Our communities will be safe and feel safe.

## **Performance Management**

SFRS Dundee CAT and crews continue to be fully engaging with all aspects of the community delivering High Risk HFSV's. Numerous Joint Home Fire Safety Visits ongoing with Dundee CAT members and Community Mental Health Teams, Dundee City Council Home Care Assessors, Community Housing Teams, Some Joint High-Risk Visits completed due to concerns for occupier's wellbeing. Several High-profile partnership visits in this last 1/4 close working with DIDARS, Police Scotland, Dundee Housing and Community Mental Health Teams.

Operational Crews delivered 267 visits and CAT 50 totalling 317 visits across Dundee in Q3. 59 Post Domestic Incident Responses were carried out within Dundee City giving guidance and reassurance following major and minor incident relating to house fires

The community Action are in the process of re linking with community groups and attending at LCPP's in each ward to understand better the issues and concerns in each area.

## PRIORITY 2 – IMPROVING FIRE SAFETY AND RESILIENCE IN THE BUSINESS COMMUNITY

### HI 4 – Non-Domestic Building Fires

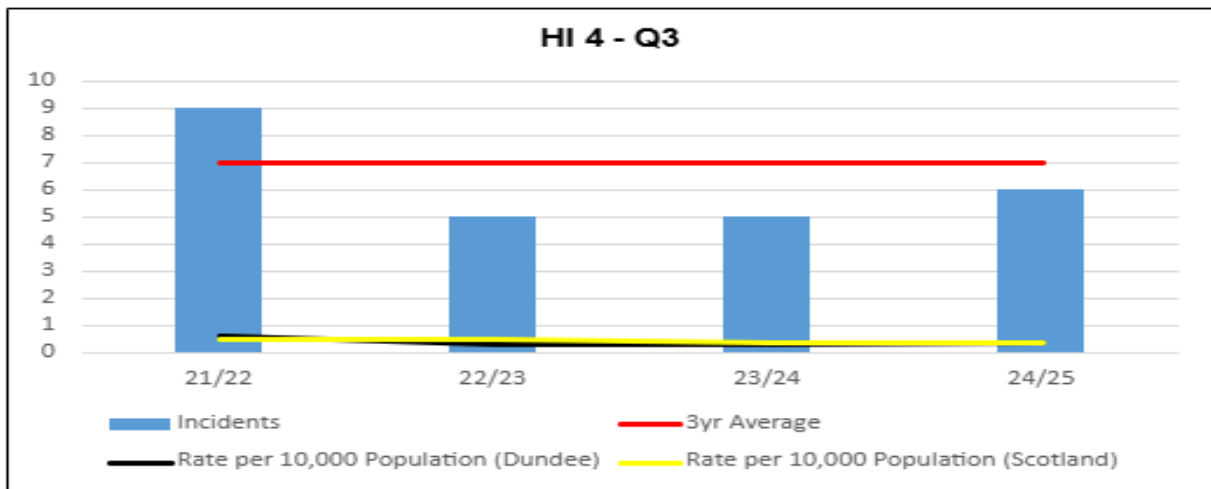


Table 3: Year to Date Performance

	21/22	22/23	23/24	24/25	YTD	Annual Target
HI 4: Non-Domestic Building Fires	30	29	22	18	Green	Below 37

### HI 5 – Fatal Fire Casualties in Non-Domestic Buildings & HI 6 – Non-Fatal Fire Casualties in Non-Domestic Buildings

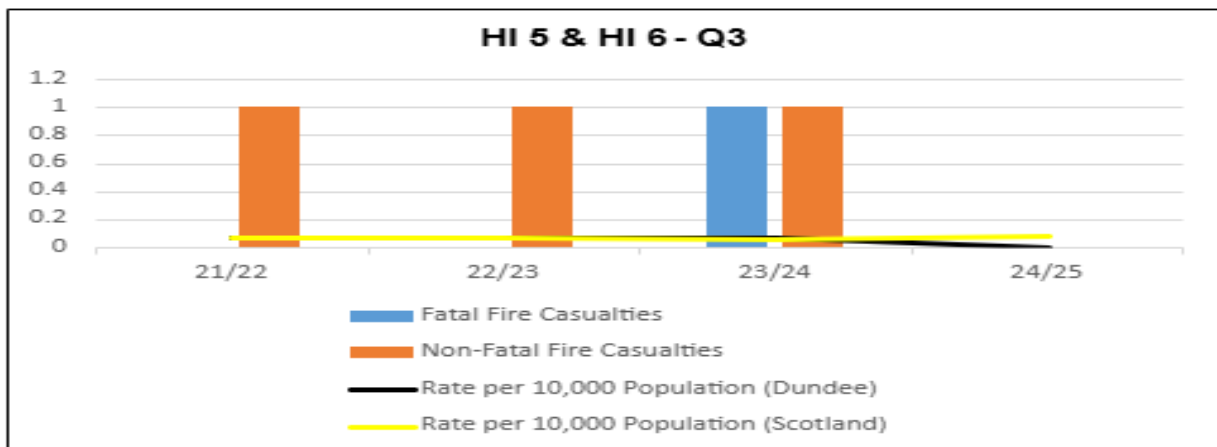


Table 4: Year to Date Performance

	21/22	22/23	23/24	24/25	YTD	Annual Target
HI 5: Fatal Fire Casualties	0	0	1	0	Green	0
HI 6: Non-Fatal Fire Casualties	1	1	1	0	Green	Below 2

## Indicator Description

These headline indicators and targets cover the types of non-domestic buildings applicable to Part 3 of the Fire (Scotland) Act 2005 ('The Act') (e.g. care homes, hotels and hospitals) and is designed to reflect the effectiveness of fire safety management in respect of these types of buildings.

### HI 4 - Non-Domestic Building Fires Applicable to the Act

As a headline target, the aim is to reduce the rate of accidental fires in non-domestic buildings (where 'The Act' applies), by keeping these fires below 37 in Dundee during 2023/24

### HI 5 – Fatal Fire Casualties in Non-Domestic Building Fires Applicable to the Act

This indicator counts those people for whom fire has been clearly identified as the cause of death, even if they die some time after the actual fire. Those who die at, or after, the fire but where fire is **not** identified as the cause of death are not included in these figures. As a headline target, the aim is to have zero Fatal Fire Casualties in non-domestic buildings applicable to the Act, in Dundee during 2023/24

### HI 6 – Non-fatal Fire Casualties in Non-Domestic Building Fires Applicable to the Act

This headline target counts all types of non-fatal fire injury in non-domestic buildings, including precautionary checks. As a headline target, the aim is to reduce risk of injury from fire in non-domestic buildings, by keeping fire injuries at one in Dundee during 2023/24

## What we aim to Achieve

As well as helping to deliver Priority Two: *Improving Fire Safety and Resilience in the Business Community*, meeting the headline targets will also support the long-term ambition of the City Plan for Dundee and supports achievement of the following local outcomes:

- Dundee will be an internationally recognised city at the heart of a vibrant region with more and better employment opportunities for people;
- Our communities will be safe and feel safe;
- Our people will live in strong, popular and attractive communities.

## Performance Management

Our dedicated Fire Safety Enforcement Officers continue to audit relevant premises that fall within the scope of the Fire (Scotland) Act 2005 to ensure compliance with their statutory responsibilities.

The target set for the year is 366 fire safety audits. During Q3 a total of 92 premises that fall within the scope of the Act were audited. The breakdown of these are as follows: 62 HMOs; 19 Care Homes; 2 licensed premises; 2 University Buildings; 2 hotels; 1 Monastery; 1 hospital; 1 workshop; 1 convent; 1 shop. Of these, Five were Post Fire Audits to provide support and guidance following an event (2 university buildings, 1 shop, 1 care home, 1 licensed premises DCA).

No patterns or trends were identified across these premises and support and guidance were given to improve fire safety management in the workplace in relation to the cause of the incident.

Ongoing work with Dundee City Council to consult with and support the licensing of Short Term Lets throughout the city continues.

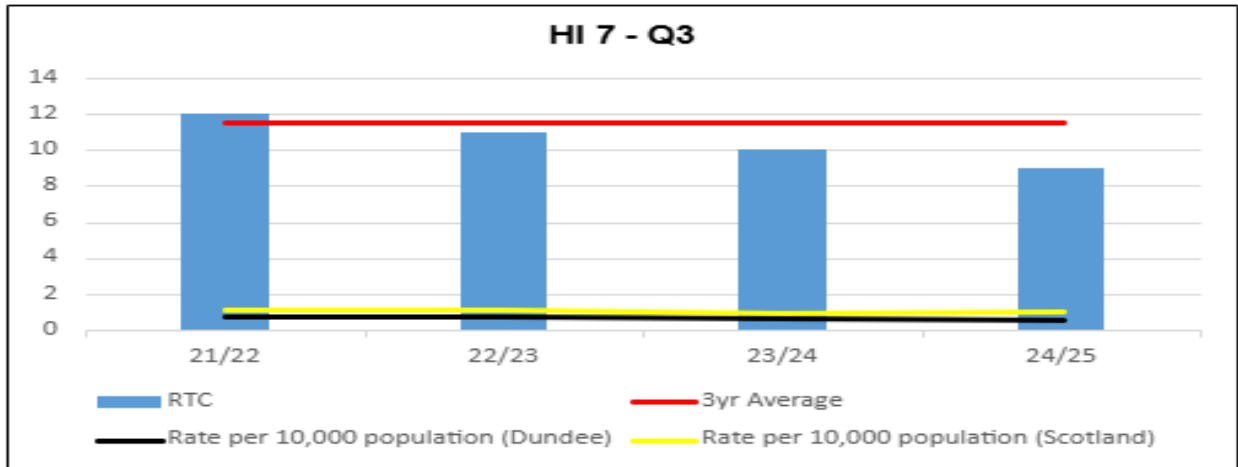
A total of nine Short term Let applications were submitted to SFRS from Dundee City Council in Q3 resulting in one specific visit & three consultations from SFRS.

Six Fire Engineering consultations were completed, along with six consultations including short term lets, childminder applications, and complaints and concerns. 18 specific visits including 10 high rise inspections, HMO visits, and complaints and concerns.



## PRIORITY 3 – MINIMISING THE IMPACT OF UNINTENTIONAL HARM

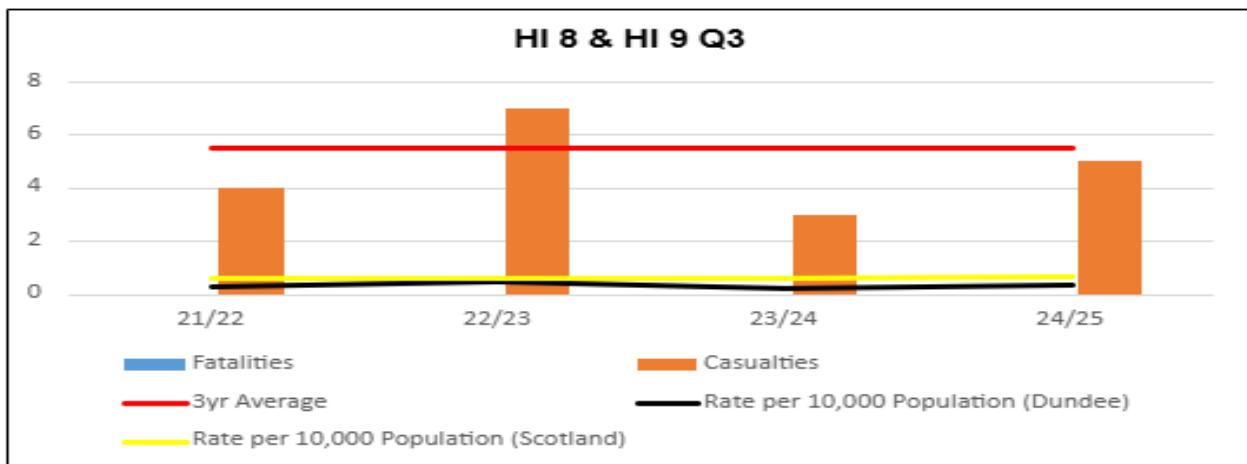
### HI 7 – Road Traffic Collision (RTC) Incidents



**Table 5: Year to Date Performance**

	21/22	22/23	23/24	24/25	YTD	Annual Target
<b>HI 7: RTC Incidents</b>	35	40	30	31	Green	Below 41

### HI 8 – Fatal RTC Casualties & HI 9 – Non-Fatal RTC Casualties



**Table 6: Year to Date Performance**

	21/22	22/23	23/24	24/25	YTD	Annual Target
<b>HI 8: Fatal RTC Casualties</b>	0	0	1	0	Green	0
<b>HI 9: Non-Fatal RTC Casualties</b>	20	18	8	13	Green	Below 19

## Indicator Description

The SFRS has become increasingly involved in more non-fire related prevention work, in support of its role in promoting the wider safety and well-being of its communities, including minimising the impact of unintentional harm. The headline indicators and targets reflect the fact that most of non-fire related casualties attended by the SFRS in Dundee are at RTC Incidents.

### HI 7 - RTC Incidents

As a headline target, the aim is to reduce the rate of RTC incidents, by keeping them below 41 during 2023/24.

### HI 8 – Fatal RTC Casualties

As a headline target, the aim is to reduce the risk of death from RTC's in Dundee, by keeping the number of fatal RTC casualties at 0 during 2023/24.

### HI 9 - Non-fatal RTC Casualties

As a headline target, the aim is to reduce the risk of injury from RTC's in Dundee, by keeping non-fatal RTC casualties below 19 during 2023/24.

## What we aim to Achieve

As well as helping to deliver Priority Three: *Minimising the Impact of Unintentional Harm*, meeting the headline targets will also support the long-term ambition of the City Plan for Dundee and supports achievement of the following local outcomes:

- Our people will be better educated and skilled within a city renowned for learning and culture
- Our children will be safe, healthy, achieving, nurtured, active, respected, responsible and included
- People in Dundee will be able to live independently and access support when they need it
- Our communities will be safe and feel safe

## Performance Management

### **New Driver Scheme and Fatal 5s**

SFRS Crews and CAT supported the delivery of educational initiatives including successful engagement with High school of Dundee this Quarter with the new driver scheme and fatal 5s delivered to all Senior Schools at Mayfield Campus, this partnership work included input from SAS and Police Scotland

### **Pro Active Work (Panderbull – MoonBeam)**

Over this Quarter the focus has been as per last year to get the relevant and proper messages across in the lead up to Halloween and the Kirkton disturbances and bonfire night

During this period Both operational crews and Community action teams have been working with internal and external partners (Police Scotland and Anti-Social Behaviour Teams at DCC) to drive the message that fire related ASB and attacks on emergency service personnel will not be tolerated.

This Quarter saw blanket deliveries at St Pauls, Baldragon and St John a huge and positive buy in from all school and Head Teachers in collaboratively working to reduce incidents over this period.

**More information within Appendix 1.**

## PRIORITY 4 – REDUCING UNWANTED FIRE ALARM SYSTEMS

### HI10 – Unwanted Fire Alarm Signals (UFAS)

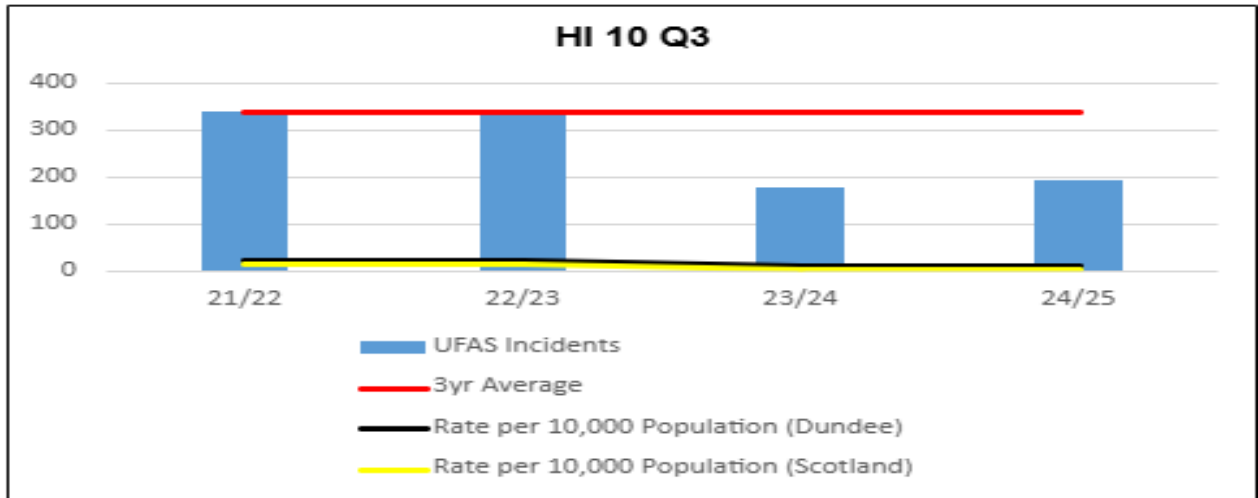


Table 7: Year to Date Performance

	21/22	22/23	23/24	24/25	YTD	Annual Target
HI 10: UFAS Incidents	855	984	707	544	Green	Below 1176

#### Indicator Description

Automatic Fire Alarms (AFA) are fundamental to providing early warning from fire, giving people the chance to evacuate safely. However, to be effective, they must be properly installed and maintained, and a good fire safety management regime must be in place by the duty holder, so they do not activate when there is no fire.

Every Unwanted Fire Alarm Signal from an AFA has an impact in terms of unnecessary blue light journeys, redirecting SFRS resources away from other activities such as community safety work and causing considerable disruption to businesses.

#### HI 10 – Unwanted Fire Alarm Signals (UFAS)

As a headline target, the aim is to improve fire safety management and awareness, by reducing the number of attendances to unwanted fire alarm signals (UFAS) from automatic systems in non-domestic buildings to less than 1176 during 2023/24.

## What we aim to Achieve

As well as helping to deliver Priority Four: *Reducing Unwanted Fire Alarm Signals*, meeting the headline targets will also support the long-term ambition of the City Plan for Dundee and supports achievement of the following local outcomes:

- Dundee will be an internationally recognised city at the heart of a vibrant region with more and better employment opportunities for people;
- Our people will be better educated and skilled within a city renowned for learning and culture;
- Our children will be safe, healthy, achieving, nurtured, active, respected, responsible and included;
- Our communities will be safe and feel safe.

## Performance Management

In Q3, SFRS were called out to 191 UFAS incidents in the city of Dundee compared to 190 in the same quarter last year. With the UFAS reduction strategy now being in place for a year we expect to see these numbers stabilise. This means less unnecessary blue light journeys, increased appliance availability for real incidents and less disruption to training and community safety events. However, your local SFRS managers are focused on further reduction to prevent these journeys and reduce risk where possible through interaction with duty holders to educate and support required change.

The table below lists the top five property types that had persistent call-outs due to UFAS during Q3.

Property Types	No. of UFAS
Residential - Student Halls of Residence	66
Hospitals/Medical Care	49
Residential – Care homes	19
Residential – Sheltered housing	9
Residential – other	7

The Westend of Dundee placed the highest burden of resources with 133 turnouts for UFAS events. This results in multiple appliance blue light journeys for each individual turnout and presents unnecessary risk to crews and the public. The legislative team in Dundee are working with the duty holders in these premises to provide solutions as causation is based mostly around human behavior and system faults. Both can be reduced with the correct education, action plans and fire safety management arrangements.

## PRIORITY 5 – REDUCING DELIBERATE FIRES

### HI 11 – Deliberate Primary Fires

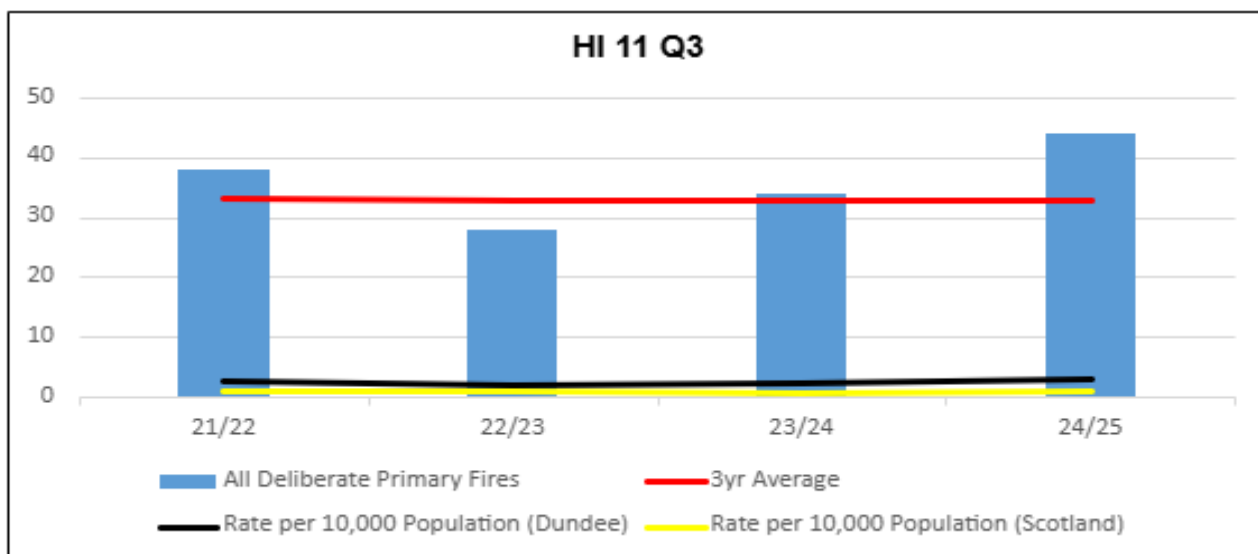


Table 8: Year to Date Performance

	21/22	22/23	23/24	24/25	YTD	Annual Target
HI 11: Deliberate Primary Fires	88	103	121	94	Red	Below 63

### HI 12 – Deliberate Secondary Fires

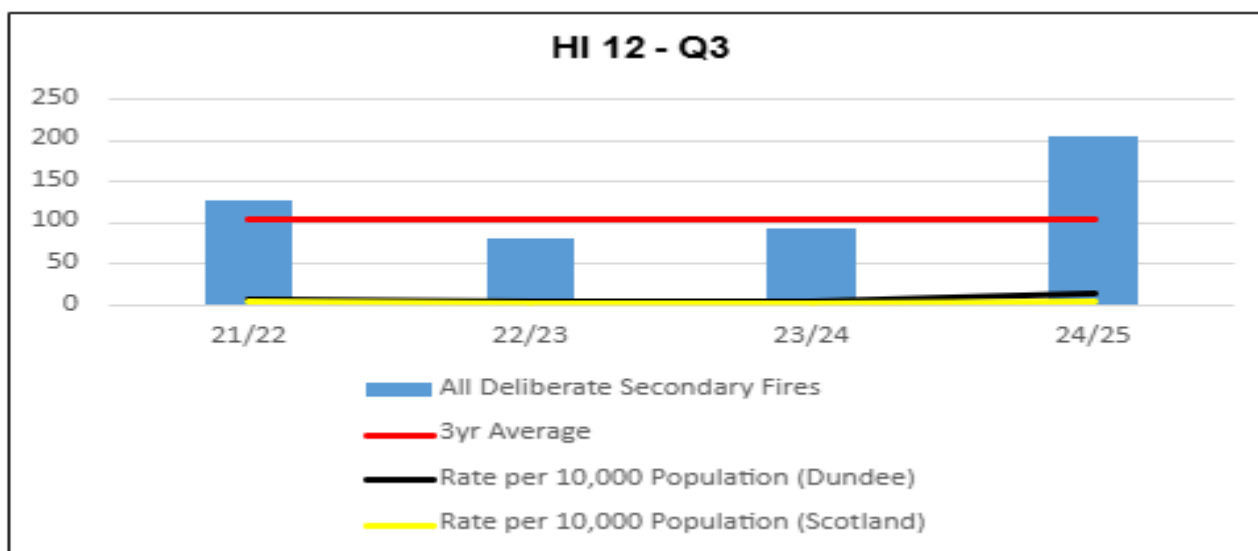


Table 9: Year to Date Performance

	21/22	22/23	23/24	24/25	YTD	Annual Target
HI 12: Deliberate Secondary Fires	520	534	433	519	Red	Below 512

## Indicator Description

These headline and indicator targets account for all types of fire that are believed to have been started intentionally and are categorised as Deliberate Primary Fires and Deliberate Secondary Fires.

### HI 11 – Deliberate Primary Fires

These deliberate fires cover the following types:

- Fires in the home
- Fires in non-domestic buildings
- Fires in motor vehicles

As a headline target, the aim is to reduce the rate of deliberate primary fires in Dundee by keeping these fires below 63 during 2023/24.

### HI 12 – Deliberate Secondary Fires

These deliberate fires cover the majority of outdoor fires including grassland and refuse fires and include fires in derelict buildings, but not chimney fires. As a headline target, the aim is to reduce the rate of deliberate secondary fires in Dundee by keeping these fires below 512 during 2023/24.

## What we aim to Achieve

As well as helping to deliver Priority Five: *Reducing Deliberate Fires*, meeting the headline targets will also support the long-term ambition of the City Plan for Dundee and supports achievement of the following local outcomes:

- Dundee will be an internationally recognised city at the heart of a vibrant region with more and better employment opportunities for people;
- Our children will be safe, healthy, achieving, nurtured, active, respected, responsible and included;
- Our communities will be safe and feel safe;
- Our people will live in strong, popular and attractive communities.

## Performance Management

### **Proactive Schools/community engagement for Operations Panderbull & Moonbeam**

Over this Quarter the focus has been as per last year to get the relevant and proper messages across in the lead up to Halloween and the Kirkton disturbances and bonfire night. This approach resulted in a reduction in not just antisocial fire raising but also public order offences involving attacks on emergency workers in Dundee. During this period Both operational crews and Community action teams have been working with internal and external partners (Police Scotland and Anti-Social Behaviour Teams at DCC to drive the message that fire related ASB and attacks on emergency service personnel will not be tolerated.

SFRS continue to work around and have a presence in areas where repeat incidents occurred where we target schools and groups to engage in diversionary engagements when children can learn through practical learning or SFRS staff giving talks on the effects of ASB and wilful fire raising in communities. This Quarter saw different types of educational delivery at St Paul's, Baldrigon and St John's. There was a huge and positive buy in from all school and Head Teachers in collaboratively working to reduce incidents over this period. SFRS staff were happy to adapt to the individual needs for each school to ensure messages were delivered to the key audiences.

## PRIORITY 6 – EFFECTIVE RISK MANAGEMENT AND OPERATIONAL PREPAREDNESS

### Description

Risk Management and operational preparedness is a key area of work for the SFRS. In Dundee, this means:

- Knowing what the risks are in Dundee and then making plans, so we are resilient to respond to any event.
- Being prepared to respond to national threats or major emergencies.
- Developing flexibility to deploy crews, to take on a broadening role within the community.
- Firefighters being equipped to deal with emergencies safely and effectively and our stations being in a constant state of readiness.

### What we aim to Achieve

As well as helping to deliver Priority Six: *Effective Risk Management and Operational Preparedness*, our activities will also support the long-term ambition of the City Plan for Dundee and supports achievement of the following local outcomes:

- Dundee will be an internationally recognised city at the heart of a vibrant region with more and better employment opportunities for people
- Our communities will be safe and feel safe
- Our people will live in strong, popular and attractive communities

### Activity

#### Training

During Q3 2024/25, we delivered our quarterly training commitment to operational firefighters, whereby we trained and confirmed their preparedness to deal with:

- |                                  |                          |
|----------------------------------|--------------------------|
| • Breathing Apparatus            | • Knots and Lines        |
| • RTC – E-Draulic Tools handling | • Safe working at height |
| • Water Awareness                | • Pumps and Ladders      |

#### Advanced modules

- Civil Disturbance GRA
- Home Fire Safety – Procedural changes
- Farm Fires GRA

#### Gathering and updating operational intelligence

Crews continue to visit properties to gather, amend and update information that can then be accessed by Incident Commanders at incidents and allow safe systems of work to be put in place that take consideration of information specific to the property and contents involved. Specific information on derelict buildings in the area has been shared with crews and work is ongoing with partners to mitigate the risks.

#### Community Safety - Educational Events – Operational pre planning

Crews were heavily involved in the preplanning, community, and educational events in the lead up to Halloween and Bonfire night - **Ops Panderbull and Moonbeam**

*This page is intentionally left blank*



## APPENDIX 1: COMMUNITY SAFETY ENGAGEMENT & PARTNERSHIP WORKING

### Proactive Schools engagement pre planning for Ops Panderbull & Moonbeam

Over this Quarter the focus has been the same as last year, to get the relevant and proper messages across in the lead up to Halloween for the potential Kirkton disturbances and bonfire night.

During this period both operational crews and Community action teams have been working with internal and external partners (Police Scotland and Anti-Social Behaviour Teams at DCC) to drive the message that fire related ASB and attacks on emergency service personal will not be tolerated.

Operational crews delivered to Primary age grade young people with a targeted audience of p6-7s.

This Quarter saw different types of educational delivery at St Paul's, Baldrigon and St John's. There was a huge and positive buy in from all school and Head Teachers in collaboratively working to reduce incidents over this period. SFRS staff were happy to adapt to the individual needs for each school to ensure messages were delivered to the key audiences.

Schools took different approaches. St Paul's was a blanket assembly session where we targeted S1,2 &3, whereas Baldrigon requested a targeted approach where we delivered to PCS classes 25-30 at a time, both delivery types having positive outcomes with a reduction in fire related incident over this period.

SFRS continue to work around and have a presence in areas where repeat incidents occurred where we target school and group to engage in diversionary engagements when children can learn through practical learning or SFRS staff giving talks on the effects of ASB and wilful fire raising in communities.



*This page is intentionally left blank*

## APPENDIX 2: NOTABLE INCIDENTS & TRAINING EVENTS

### Partnership Working with Dundee City Council Building Standards Team (DCCBST)

A request was received from the Building Standards Team at Dundee City Council for a familiarisation session on the Aerial Ladder Platform (ALP) based at Blackness Road Community Fire Station.

The session delivered by Red Watch from Blackness Road gave the DCCBST a useful insight into the capabilities and use of the ALP as many of the team had never seen the appliance before.

The team were given the opportunity to rig in a harness and “fly” in the cage, this practical experience prepares the team members for any requirement to do the same under operational circumstances and have a full understanding of what PPE and safety requirements are required.



## Search and Rescue Exercise at DC Thomson & CO

Green Watch Kingsway arranged and co-ordinated a large-scale exercise at the DC Thomson site on Kingsway East.

This Multi Pump exercise was held at a large, downscaled site formerly specialising in printing newspapers and magazines, now largely unused and hosts a vacant office block.

This facility allows crews to practice search and rescue in a large complex area that is safe but realistic to that type of risk and Incident Commanders to formulate plans based on Incident information, Priorities, implement tactical plan to resolve the incident and then conduct debriefs of crews.

It also provided Fire Fighters in development phase to gain evidence against their SVQ portfolios.

Scenario as follow;

Turnout to - Fire within the building now extinguished. Multiple persons reported and unaccounted for within Office Block. Search and Rescue of area with Level 2 attendance. P04P1 P02P1 P02P2 P03P1 P03P2 P05P1

Search and Rescue teams wore Breathing Apparatus with facemask shields to allow zero visibility, simulation of moving in smoke and darkness.

