

**REPORT TO: DUNDEE CITY COUNCIL COMMUNITY SAFETY AND PUBLIC
PROTECTION COMMITTEE**

REPORT NUMBER – 145-2022

13 June 2022

**Report by Area Commander Scott Gibson, Local Senior Officer,
Scottish Fire and Rescue Service**

**SUBJECT: FIRE AND RESCUE QUARTERLY PERFORMANCE REPORT
1st October TO 31st December 2021**

Abstract

The Report contains performance information relating to the third quarter (October - December) of 2021-2022 on the performance of the Scottish Fire and Rescue Service in support of Member scrutiny of local service delivery.

1 PURPOSE OF THE REPORT

To provide information for the Committee regarding the performance of the Scottish Fire and Rescue Service against the priorities, outcomes and performance measures detailed within the Local Fire and Rescue Plan for Dundee 2020–2023, to facilitate local scrutiny.

2 RECOMMENDATIONS

It is recommended that members:

Note, scrutinise and question the content of this report.

3 FINANCIAL IMPLICATIONS

None.

4 BACKGROUND

4.1 The Local Fire and Rescue Plan for Dundee 2020-2023 was approved by the Community Safety and Public Protection Committee on 16 November 2020. In support of delivering the priorities in this plan, twelve headline indicators are utilised as performance measures and form the basis of quarterly monitoring reports.

4.2 The priorities and outcomes contained within the Local Fire and Rescue Plan reflect 'place' and the contribution of the Scottish Fire and Rescue Service to the City Plan for Dundee 2017-2026.

4.3 In summary the following priorities are detailed within the plan:

- Priority 1 – Improving Fire Safety in the Home
- Priority 2 – Improving Fire Safety and Resilience in the Business Community
- Priority 3 – Minimising the Impact of Unintentional Harm
- Priority 4 – Reducing Unwanted Fire Alarm Signals
- Priority 5 – Reducing Deliberate Fires
- Priority 6 – Effective Risk Management and Operational Preparedness

4.4 Appendix 1 attached to this report provides a detailed breakdown and analysis of all data collected during the reporting period. In addition, further sections are included to provide Members with an overview of a range of community safety engagement events and partnership working. Furthermore, it highlights any notable incidents and events.

5 EQUALITY IMPACT ASSESSMENT

5.1 Not applicable.

6 ENVIRONMENTAL ISSUES

6.1 There are no environmental issues arising as a consequence of this report.

7 SUMMARY

7.1 The attached report updates members regarding significant community safety engagement activities and gives context to the performance of the Scottish Fire and Rescue Service in the Dundee area against headline indicators and performance measures.

Area Commander Scott Gibson
Local Senior Officer
Perth & Kinross, Angus and Dundee
Scottish Fire and Rescue Service
Blackness Road
Dundee
DD1 5PA



QUARTERLY MONITORING REPORT

Covering the activities and performance in support of the Local Fire and Rescue Plan for Dundee 2020-2023



SCOTTISH
FIRE AND RESCUE SERVICE

Working together for a safer Scotland

Quarter Three: 2021-22

**Working together
for a safer Scotland**

Dundee
City Council
www.dundee.gov.uk **CHANGING
FOR THE FUTURE**

ABOUT THE STATISTICS IN THIS REPORT

The activity totals and other statistics quoted in this report are provisional in nature and subject to change as a result of ongoing quality assurance and review.

Because all statistics quoted are provisional there may be differences in the period totals quoted in our reports after original publication which result from revisions or additions to the data on our systems.

From 2015-16 onwards responsibility for the publication of end-year statistical data transferred from the Scottish Government to the SFRS. This change of responsibility does not change the status of the figures quoted in this and other SFRS reports reported to the Committee.

TABLE OF CONTENTS	PAGE
Introduction	5
Quarterly Performance Summary	6
Quarterly Performance Highlights	7
Priority 1 - Improving Fire Safety in The Home	8
HI 1 – Accidental Dwelling Fires (ADF)	8
HI 2 – ADF Fatal Casualties	8
HI 3 – ADF Non-Fatal Casualties	8
Priority 2 - Improving Fire Safety and Resilience in the Business Community	10
HI 4 - Non-Domestic Building Fires	10
HI 5 – Fatal Casualties in Non-Domestic Buildings	10
HI 6 – Non-Fatal Casualties in Non-Domestic Buildings	10
Priority 3 - Minimising the Impact of Unintentional Harm	13
HI 7 – Road Traffic Collision (RTC) Incidents	13
HI 8 – Fatal RTC Casualties	13
HI 9 – Non-Fatal RTC Casualties	13
Priority 4 - Reducing Unwanted Fire Alarm Signals	15
HI 10 – Unwanted Fire Alarm Signals (UFAS)	15
Priority 5 - Reducing Deliberate Fires	17
HI 11 – Deliberate Primary Fires	17
HI 12 – Deliberate Secondary Fires	17
Priority 6 - Effective Risk Management and Operational Preparedness	19
APPENDIX 1: COMMUNITY SAFETY ENGAGEMENT PROGRAMMES	20

This page is intentionally blank

INTRODUCTION

This is the Quarter Three (Q3) monitoring report for 2021-22, covering the SFRS's performance and activities in support of the six priorities in the Local Fire and Rescue Plan for Dundee 2020-2023, namely:

- Priority 1 - Improving Fire Safety in the Home
- Priority 2 - Improving Fire Safety and Resilience in the Business Community
- Priority 3 - Minimising the Impact of Unintentional Harm
- Priority 4 - Reducing Unwanted Fire Alarm Signals
- Priority 5 - Reducing Deliberate Fires
- Priority 6 - Effective risk management and operational preparedness













As well as supporting the six priorities in the Local Fire and Rescue Plan for Dundee, this monitoring report shows how SFRS activities and performance contribute to the wider priorities of the Dundee Partnership as set out in the City Plan for Dundee 2017-2026.

The figures in this report are provisional, to provide the Committee with the SFRS's direction of travel in the Dundee area, in terms of performance against headline indicators and targets. Most figures will not change; however, members should note that there may be some small variations for some indicators when the final confirmed figures are published by the SFRS.




The Community Safety and Public Protection Committee agreed the new Local Fire and Rescue Plan for Dundee 2020-2023 on 16 November 2020. In support of delivering the priorities in this plan, 12 headline indicators and targets have been set and form the basis of this quarterly monitoring report.

PERFORMANCE SUMMARY

The table below provides a summary of 2021-22 Q3 activity and year to date (YTD) performance against headline indicators and annual targets. It aims to provide at a glance, our direction of travel during the current reporting year.

<p>HI 1 Accident Dwelling Fires</p>  <p>Q3 – 39 Incidents YTD – 115 Incidents Annual Target – below 169</p>	<p>HI 2 ADF Fatal Casualties</p>  <p>Q3 – 0 YTD – 1 Annual Target – 0</p>	<p>HI 3 ADF Non-Fatal Casualties</p>  <p>Q3 – 10 YTD – 24 Annual Target – below 30</p>
<p>HI 4 Non-Domestic Building Fires</p>  <p>Q3 – 9 Incidents YTD – 30 incidents Annual Target – below 39</p>	<p>HI 5 Fatal Casualties in Non-Domestic Building Fires</p>  <p>Q3 – 0 YTD – 0 Annual Target – 0</p>	<p>HI 6 Non-Fatal Casualties in Non-Domestic Building Fires</p>  <p>Q3 – 0 YTD – 1 Annual Target – 1</p>
<p>HI 7 Road Traffic Collision (RTC) Incidents</p>  <p>Q3 – 12 Incidents YTD – 35 Incidents Annual Target – below 44</p>	<p>HI 8 Fatal RTC Casualties</p>  <p>Q3 – 0 YTD – 0 Annual Target – 0</p>	<p>HI 9 Non-Fatal RTC Casualties</p>  <p>Q3 - 4 YTD – 20 Annual Target – below 19</p>
<p>HI 10 Unwanted Fire Alarm Signals</p>  <p>Q3 – 338 Incidents YTD – 855 Incidents Annual Target – below 1139</p>	<p>HI 11 Deliberate Primary Fires</p>  <p>Q3 – 38 Incidents YTD – 88 Incidents Annual Target – below 60</p>	<p>HI 12 Deliberate Secondary Fires</p>  <p>Q3 – 126 Incidents YTD – 520 Incidents Annual Target – below 467</p>

Year-to-Date Legend

	Below headline target
	Less than 10% above headline target
	More than 10% above headline target

PERFORMANCE HIGHLIGHTS

Of the 12 headline indicators and targets, the following performance should be noted for Q3 2021/22:

- The number of Accidental Dwelling Fire's (ADF's) continues to reduce over the longer-term. Performance during Q3 is 8% higher than the previous quarter, however is 2.5% lower than the same quarter last year. YTD figure is meeting the current target however and is showing green.
- There were no ADF Fatal Casualties encountered during this quarter, however this target remains red due to a fire fatality encountered during a previous quarter. The number of ADF Non-Fatal Casualties continues to reduce over the longer term, however performance during Q3 is up by 43% from the previous quarter. YTD figure is therefore currently below the annual target and is showing amber.
- The number of Non-Domestic Building Fires for this quarter has remained the same compared the same period last year. Although incidents of this type are down slightly on the previous quarter, with the overall headline target below target, and is currently showing amber for the YTD.
- There were zero Fatal Fire Casualties in Non-Domestic Buildings and, zero Non-Fatal Fire Casualties in Non-Domestic Buildings also encountered during this quarter. The overall figures highlight an encouraging reduction over the longer term, and are both on target to meet headline targets set for the year.
- The number of Road Traffic Collision Incidents for Q3 is 20% lower than the previous quarter and is currently showing green for YTD.
- There were no Road Traffic Collision (RTC) Fatal Casualties encountered during Q3. The number of RTC Non-Fatal Casualties rescued during the quarter is 67% lower than the previous quarter, however YTD figures are above the headline target set and is therefore showing red.
- The YTD figure of Unwanted Fire Alarm Signals (UFAS) caused by automatic fire alarms (AFAs) in non-domestic buildings has seen a slight reduction against the 3-year average for the same period. This target remains green against the headline target, with an encouraging long term, continuing downward trend on previous year's figures.
- The number of Deliberate Primary Fires in Q3 has seen an increase of 46% on the previous quarter. The overall YTD figure has exceeded the headline target set and is therefore showing red.
- The number of Deliberate Secondary Fires attended during Q3 has seen a decrease of 24% from the same period last year. The overall YTD figure has exceeded the headline target set and is therefore showing red. The continued efforts to proactively address deliberate fire setting throughout Dundee City is benefited through a targeted, multi-agency approach. This strategy has a positive impact on preventing fire related anti-social behavior incidents, as we continually strive to improve this picture.

PRIORITY 1 - IMPROVING FIRE SAFETY IN THE HOME

HI 1 – Accidental Dwelling Fires (ADF)

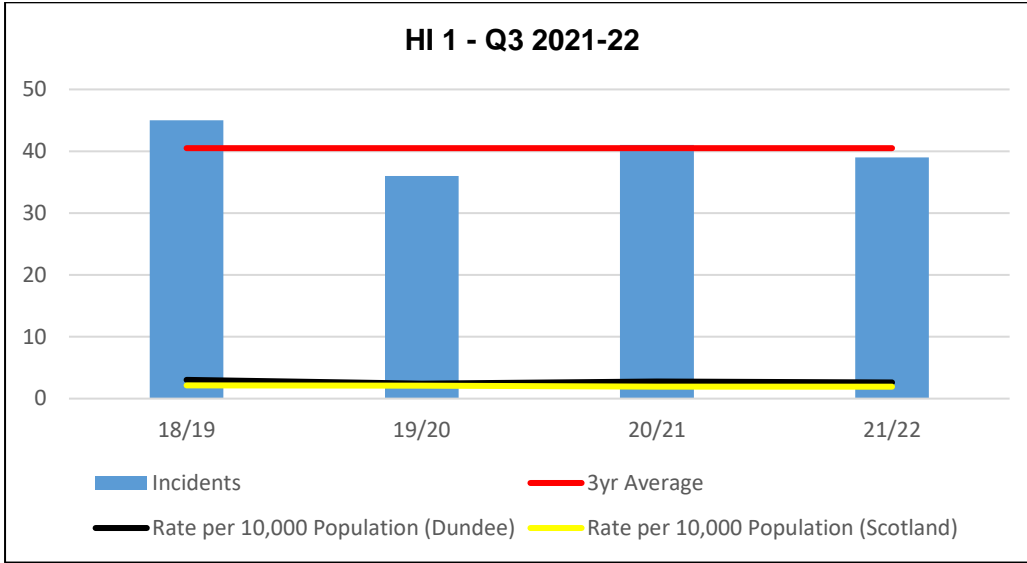


Table 1: Year to Date (April to December) Performance

	18/19	19/20	20/21	21/22	YTD	Annual Target
HI 1: ADF's	139	127	142	115	Green	Below 169

HI 2 - ADF Fatal Casualties & HI 3 - ADF Non-Fatal Casualties

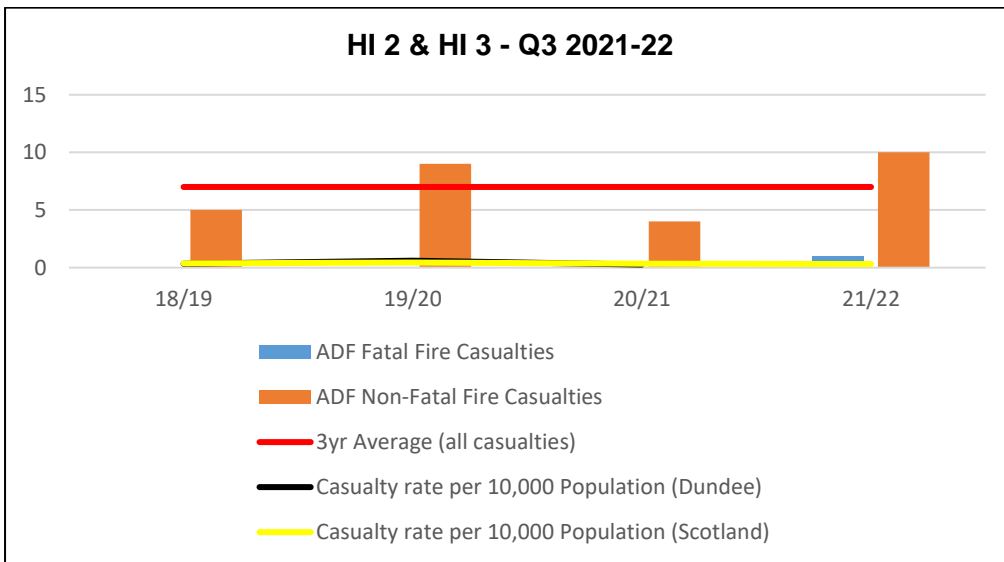


Table 2: Year to Date (September to December) Performance

	18/19	19/20	20/21	21/22	YTD	Annual Target
HI 2: ADF Fatal Casualties	0	0	2	1	Red	0
HI 3: ADF Non-Fatal Casualties	22	23	21	24	Amber	Below 30

Indicator Description

The largest single type of primary fire in Dundee is accidental fires in the home, and their prevention is a key focus of the Service's Community Safety activities.

HI 1 – Accidental Dwelling Fires (ADF)

As a headline target, the aim is to reduce the rate of ADF's by keeping these incidents below 169, during 2021/22. There has been an 8% increase in ADFs from the previous quarter. 28% of ADFs during Q3 occurred within tenement buildings in Dundee, with 51% of these attributed to cooking related incidents within the home. Further analysis of human factors during fire investigation indicate distraction of the occupant(s) whilst cooking as the main causal characteristic of these fires occurring.

HI 2 – ADF Fatal Casualties

This indicator concentrates on members of the community for whom fire has been clearly identified as the cause of death, even if they die some-time after the actual fire. Those who die at, or after, the fire but where fire is not identified as the cause of death, are not included within these figures.

As a headline target, the optimum aim is to always strive to have zero ADF Fatal Casualties in Dundee City.

HI 3 – ADF Non-Fatal Casualties

This headline target counts all types of non-fatal fire injury in the home, including precautionary checks. As a headline target, the aim is to reduce the risk of injury from fire in the home by keeping fire injuries below 30, during 2021/22.

What we aim to Achieve

As well as helping to deliver Priority One: *Improving Fire Safety in the Home*, meeting the headline targets will also support the long-term ambition of the City Plan for Dundee and supports achievement of the following local outcomes:

- Our people will be better educated and skilled within a city renowned for learning and culture;
- Our children will be safe, healthy, achieving, nurtured, active, respected, responsible and included;
- People in Dundee will be able to live independently and access support when they need it;
- Our communities will be safe and feel safe

Performance Management

The total number of ADF's for the YTD of 2021/22 stands at 115, and is 19% lower when compared to last year's figures for the same period. The YTD figure is currently below the headline target and therefore showing green for achieving the HI 1 annual target.

There were 10 ADF Non-Fatal Casualties during Q3, which is an increase of 43% from the previous quarter. The total number of ADF Non-Fatal Casualties however for the YTD currently stands at 24, which is slightly above the headline target for the HI 3 annual target set.

The community safety engagement section of Appendix One details a wide range of community safety engagement programmes conducted during Q3, in support of achieving the targets. This included completing 375 Home Fire Safety Visits, of which 228 were targeted at high risk individuals, and 96 targeted at medium risk individuals.

PRIORITY 2 – IMPROVING FIRE SAFETY AND RESILIENCE IN THE BUSINESS COMMUNITY

HI 4 – Non-Domestic Building Fires

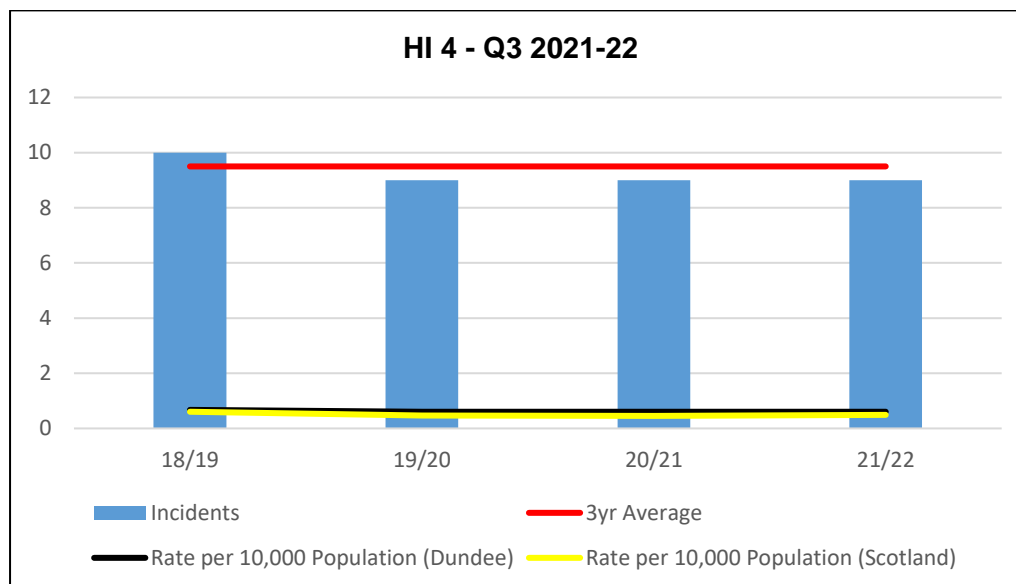


Table 3: Year to Date (April to December) Performance

	18/19	19/20	20/21	21/22	YTD	Annual Target
HI 4: Non-Domestic Building Fires	34	29	31	30	Amber	Below 39

HI 5 – Fatal Fire Casualties in Non-Domestic Buildings & HI 6 – Non-Fatal Fire Casualties in Non-Domestic Buildings

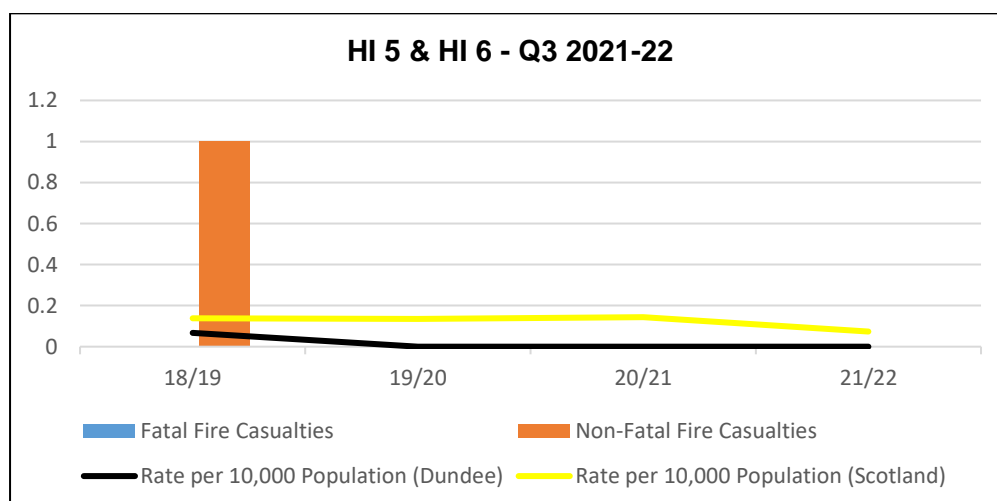


Table 4: Year to Date (April to December) Performance

	18/19	19/20	20/21	21/22	YTD	Annual Target
HI 5: Fatal Fire Casualties	0	0	0	0	Green	0
HI 6: Non-Fatal Fire Casualties	2	0	0	1	Amber	1

Indicator Description

These headline indicators and targets cover the types of non-domestic buildings applicable to Part 3 of the Fire (Scotland) Act 2005 ('The Act') (e.g. care homes, hotels and hospitals) and is designed to reflect the effectiveness of fire safety management in respect of these types of buildings.

HI 4 - Non-Domestic Building Fires Applicable to the Act

As a headline target, the aim is to reduce the rate of accidental fires in non-domestic buildings (where 'The Act' applies), by keeping these fires below 39 in Dundee during 2021/22.

HI 5 – Fatal Fire Casualties in Non-Domestic Building Fires Applicable to the Act

This indicator counts those people for whom fire has been clearly identified as the cause of death, even if they die some time after the actual fire. Those who die at, or after, the fire but where fire is not identified as the cause of death are not included in these figures. As a headline target, the aim is to have zero Fatal Fire Casualties in non-domestic buildings applicable to the Act, in Dundee during 2021/22.

HI 6 – Non-fatal Fire Casualties in Non-Domestic Building Fires Applicable to the Act

This headline target counts all types of non-fatal fire injury in non-domestic buildings, including precautionary checks. As a headline target, the aim is to reduce risk of injury from fire in non-domestic buildings, by keeping fire injuries at 1 in Dundee during 2021/22.

What we aim to Achieve

As well as helping to deliver Priority Two: *Improving Fire Safety and Resilience in the Business Community*, meeting the headline targets will also support the long-term ambition of the City Plan for Dundee and supports achievement of the following local outcomes:

Dundee will be an internationally recognised city at the heart of a vibrant region with more and better employment opportunities for people

Our communities will be safe and feel safe

Our people will live in strong, popular and attractive communities

Performance Management

There were 9 incidents in non-domestic buildings during Q3, the majority were relatively minor in nature involving minimum firefighting intervention. The total number of fires for the year to date of 2021/22 stands at 30, and is currently showing amber for exceeding the YTD HI 4 annual headline target for the year.

There were zero Non-Domestic Fatal Casualties during Q3. We are therefore showing green for achieving the HI 5 annual target.

There were no Non-Domestic Non-Fatal Casualties during Q3, and the total number of for the YTD figure stands at one. HI 6 headline annual target is currently showing amber.

Our Fire Safety Enforcement Officers continue to audit relevant premises that fall within the scope of the Fire (Scotland) Act 2005 to ensure compliance with their statutory responsibilities. In total, 189 Fire Safety Audits have been completed YTD, with a total of 98 premises specifically during Q3. The target set for the year is 366 fire safety audits.

PRIORITY 3 – MINIMISING THE IMPACT OF UNINTENTIONAL HARM

HI 7 – Road Traffic Collision (RTC) Incidents

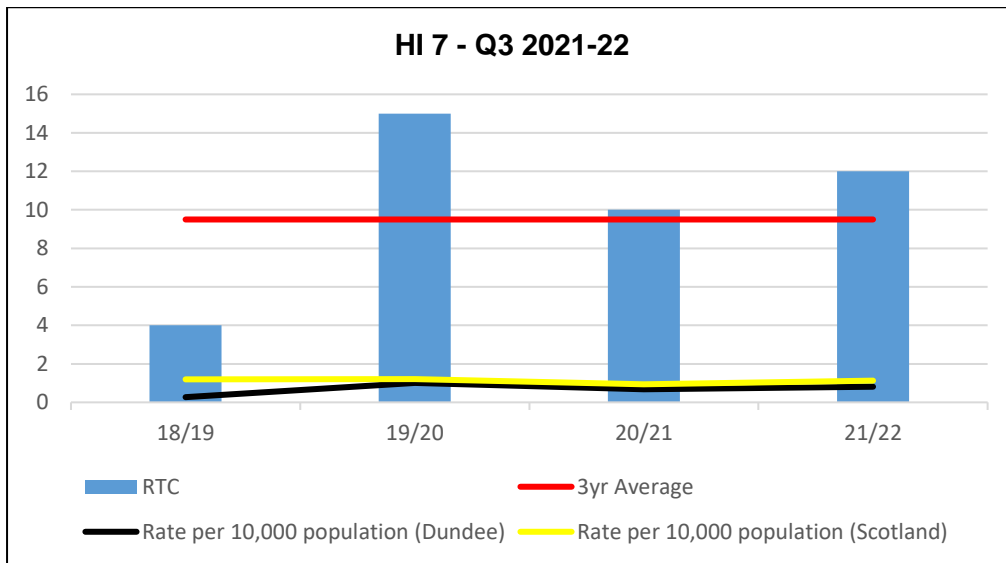


Table 5: Year to Date (April to December) Performance

	18/19	19/20	20/21	21/22	YTD	Annual Target
HI 7: RTC Incidents	30	37	25	35	Green	Below 44

HI 8 – Fatal RTC Casualties & HI 9 – Non-Fatal RTC Casualties

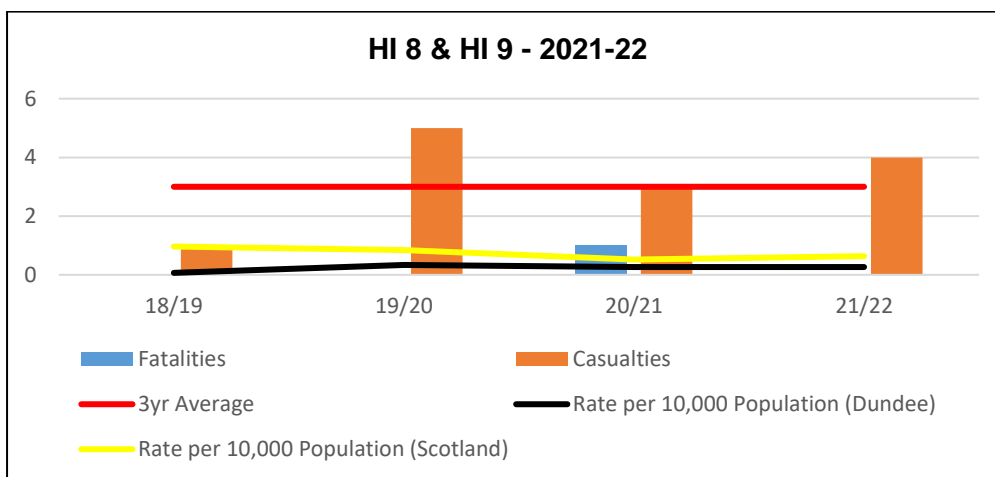


Table 6: Year to Date (April to December) Performance

	18/19	19/20	20/21	21/22	YTD	Annual Target
HI 8: Fatal RTC Casualties	0	0	1	0	Green	0
HI 9: Non-Fatal RTC Casualties	13	17	7	20	Red	Below 19

Indicator Description

The SFRS has become increasingly involved in more non-fire related prevention work, in support of its role in promoting the wider safety and well-being of its communities, including minimising the impact of unintentional harm. The headline indicators and targets reflect the fact that most of non-fire related casualties attended by the SFRS in Dundee are at RTC Incidents.

HI 7 - RTC Incidents

As a headline target, the aim is to reduce the rate of RTC incidents, by keeping them below 44 during 2021/22.

HI 8 – Fatal RTC Casualties

As a headline target, the aim is to reduce the risk of death from RTC's in Dundee, by keeping the number of fatal RTC casualties at Zero during 2021/22.

HI 9 - Non-fatal RTC Casualties

As a headline target, the aim is to reduce the risk of injury from RTC's in Dundee, by keeping non-fatal RTC casualties below 19 during 2021/22.

What we aim to Achieve

As well as helping to deliver Priority Three: *Minimising the Impact of Unintentional Harm*, meeting the headline targets will also support the long-term ambition of the City Plan for Dundee and supports achievement of the following local outcomes:

- Our people will be better educated and skilled within a city renowned for learning and culture
- Our children will be safe, healthy, achieving, nurtured, active, respected, responsible and included
- People in Dundee will be able to live independently and access support when they need it
- Our communities will be safe and feel safe

Performance Management

SFRS attended 12 RTC Incidents during Q3. This is a decrease of 20% from the previous quarter. At two of these incidents, firefighters were required to use specialist hydraulic rescue equipment to rescue casualties who were physically trapped within the vehicle and requiring medical attention. At the remaining 10 incidents, firefighters were utilised to release the persons without the use of specialist rescue equipment, providing medical assistance where necessary, and make the scene/ vehicles safe. The total number of RTC Incidents we attended for the year to date for 2020/21 stands at 35, and is currently showing as green for meeting the HI 7 headline target.

Of the 12 RTC Incidents we attended, zero fatal casualties were encountered. The total number of fatal RTC Casualties for the year to date stands at zero, so we are showing green for the HI 8 annual target. Of the 12 Incidents we attended, there were 4 Non-Fatal RTC Casualties. The total number of Non-Fatal RTC Casualties for the YTD stands at 20, which is a 67% reduction on the previous quarter, however we exceeded the target for achieving the HI 9 annual target and is showing red.

PRIORITY 4 – REDUCING UNWANTED FIRE ALARM SYSTEMS

HI10 – Unwanted Fire Alarm Signals (UFAS)

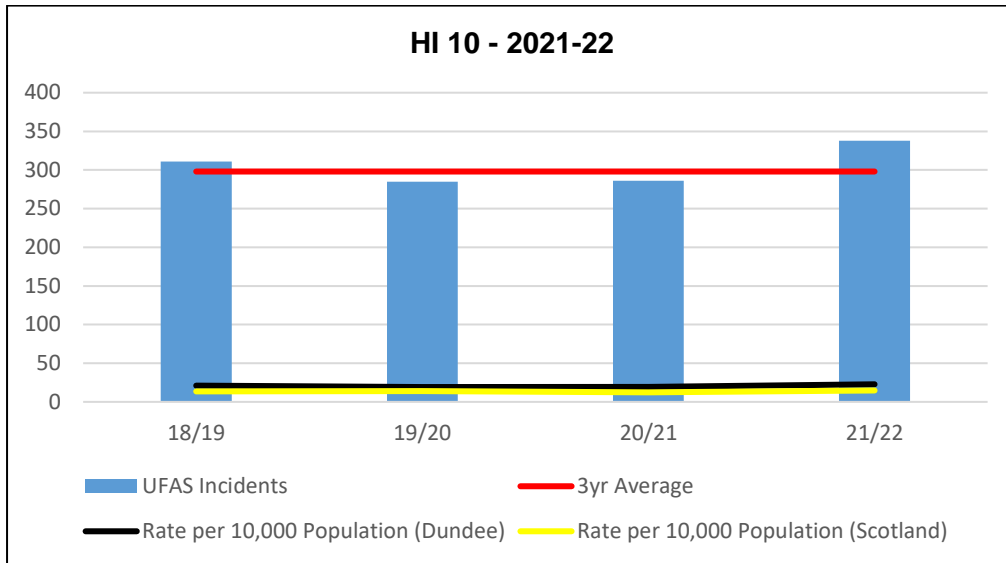


Table 7: Year to Date (April to December) Performance

	18/19	19/20	20/21	21/22	YTD	Annual Target
HI 10: UFAS Incidents	975	900	704	855	Green	1139

Indicator Description

Automatic Fire Alarms (AFA) are fundamental to providing early warning from fire, giving people the chance to evacuate safely. However, to be effective, they must be properly installed and maintained, and a good fire safety management regime must be in place by the duty holder, so they do not activate when there is no fire.

Every Unwanted Fire Alarm Signal from an AFA has an impact in terms of unnecessary blue light journeys, redirecting SFRS resources away from other activities such as community safety work and causing considerable disruption to businesses.

HI 10 – Unwanted Fire Alarm Signals (UFAS)

As a headline target, the aim is to improve fire safety management and awareness, by reducing the number of attendances to unwanted fire alarm signals (UFAS) from automatic systems in non-domestic buildings to less than 1139 during 2021/22.

What we aim to Achieve

As well as helping to deliver Priority Four: *Reducing Unwanted Fire Alarm Signals*, meeting the headline targets will also support the long-term ambition of the City Plan for Dundee and supports achievement of the following local outcomes:

- Dundee will be an internationally recognised city at the heart of a vibrant region with more and better employment opportunities for people;
- Our people will be better educated and skilled within a city renowned for learning and culture;
- Our children will be safe, healthy, achieving, nurtured, active, respected, responsible and included;
- Our communities will be safe and feel safe.

Performance Management

During Q3, we were called out to 338 UFAS within the Dundee area. This is slightly lower than the three-year average for the YTD figures. The total number of UFAS stands at 855 so we are currently showing green for achieving the HI 10 annual target.

The table below lists the top six property types that had persistent call-outs due to UFAS during quarter four.

Property Types	No. of UFAS
Student Residences	69
Hospitals/Medical Care	45
Education – Secondary Schools	22
Education - Infant/Primary Schools	15
Residential – Care Homes	13
Education – College/University	12

Our operational crews continued to investigate the cause of every UFAS event and engaged with the duty holder when in attendance at these call-outs. Every UFAS call-out was utilised as an opportunity to educate the duty holder about the impact UFAS has on their businesses and the Service as a whole. UFAS incidents create unnecessary blue-light journeys, placing our firefighters and communities at risk, and tying up resources that may be needed at a real emergency elsewhere. To reduce the impact of UFAS, we have introduced a process, that will ensure our weight and speed of response to UFAS incidents is based on risk.

PRIORITY 5 – REDUCING DELIBERATE FIRES

HI 11 – Deliberate Primary Fires

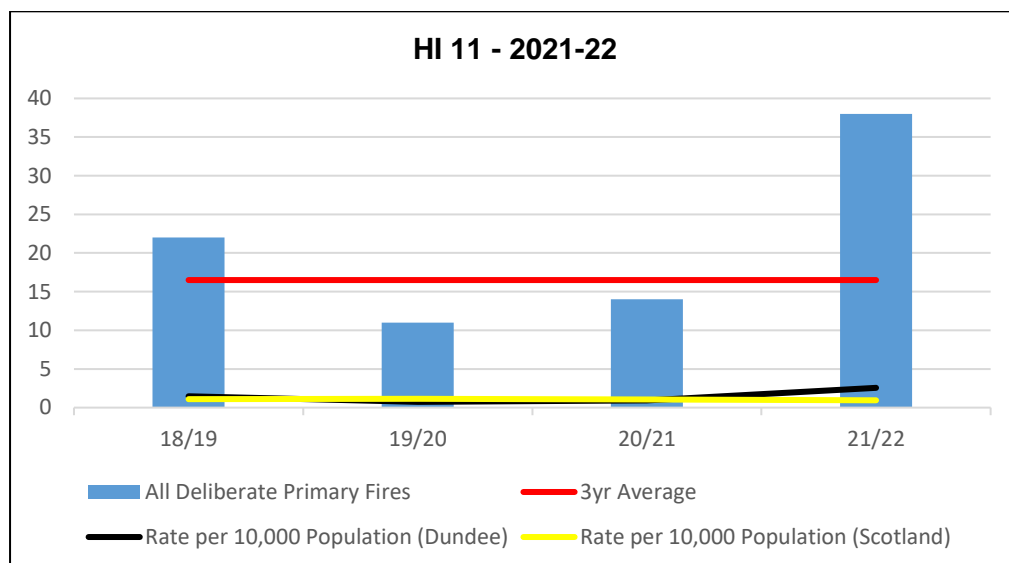


Table 8: Year to Date (April to December) Performance

	18/19	19/20	20/21	21/22	YTD	Annual Target
HI 11: Deliberate Primary Fires	58	40	57	88	Red	Below 60

HI 12 – Deliberate Secondary Fires

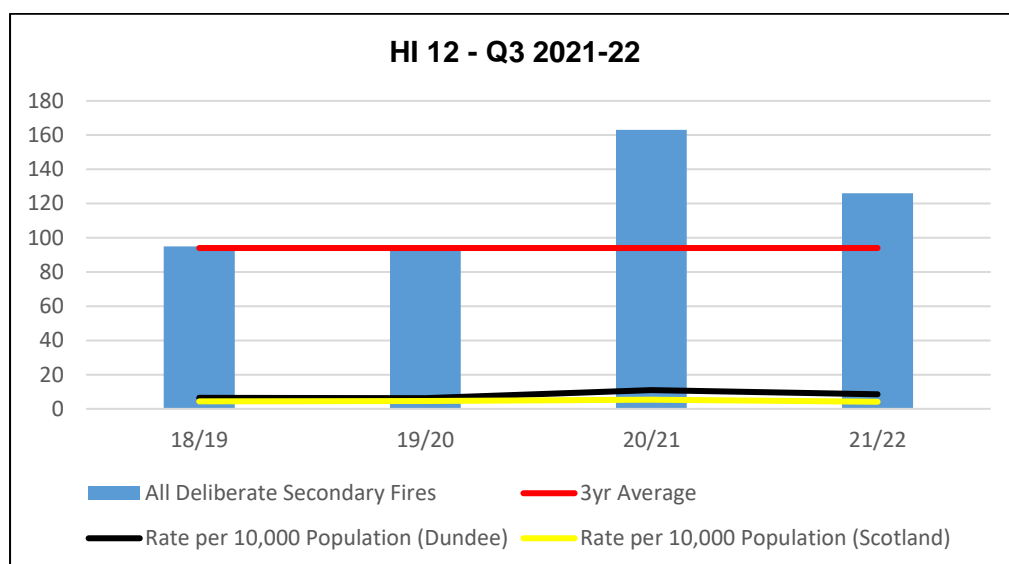


Table 9: Year to Date (April to December) Performance

	18/19	19/20	20/21	21/22	YTD	Annual Target
HI 12: Deliberate Secondary Fires	422	313	399	520	Red	Below 467

Indicator Description

These headline and indicators targets account for all types of fire that are believed to have been started intentionally, and are categorised as Deliberate Primary Fires and Deliberate Secondary Fires.

HI 11 – Deliberate Primary Fires

These deliberate fires cover the following types:

- Fires in the home
- Fires in non-domestic buildings
- Fires in motor vehicles

As a headline target, the aim is to reduce the rate of deliberate primary fires in Dundee by keeping these fires below 60 during 2021/22.

HI 12 – Deliberate Secondary Fires

These deliberate fires cover most of outdoor fires including grassland and refuse fires and include fires in derelict buildings, but not chimney fires. As a headline target, the aim is to reduce the rate of deliberate secondary fires in Dundee by keeping these fires below 467 during 2021/22.

What we aim to Achieve

As well as helping to deliver Priority Five: *Reducing Deliberate Fires*, meeting the headline targets will also support the long-term ambition of the City Plan for Dundee and supports achievement of the following local outcomes:

- Dundee will be an internationally recognised city at the heart of a vibrant region with more and better employment opportunities for people
- Our children will be safe, healthy, achieving, nurtured, active, respected, responsible and included
- Our communities will be safe and feel safe
- Our people will live in strong, popular and attractive communities

Performance Management

There were 38 Deliberate Primary Fires reported during Q3, which is an increase of 46% in comparison to the previous quarter. These incidents included a number of vehicle fires and a mixture of non-residential and dwelling fires in Dundee. Prevention work is ongoing to address deliberate fire setting. The total number of deliberate primary fires we attended for the YTD stands at 88, and is therefore showing red for exceeding the HI 11 annual target. There were 126 Deliberate Secondary Fires reported during Q3, which is a 24% decrease the same quarter from the previous year. The total number of deliberate secondary fires we attended for the YTD currently stands at 520, and as a result we are showing red against the HI 12 annual target. Intelligence relating to deliberate fires is shared with our partners during multi-agency tasking and co-ordinating meetings, and is also discussed at the fire related anti-social behaviour group.

PRIORITY 6 – EFFECTIVE RISK MANAGEMENT AND OPERATIONAL PREPAREDNESS

Description

Risk Management and operational preparedness is a key area of work for the SFRS. In Dundee, this means:

- Knowing what the risks are in Dundee and then making plans, so we are resilient to respond to any event.
- Being prepared to respond to national threats or major emergencies.
- Developing flexibility to deploy crews, to take on a broadening role within the community.
- Firefighters being equipped to deal with emergencies safely and effectively and our stations being in a constant state of readiness.

What we aim to Achieve

As well as helping to deliver Priority Six: *Effective Risk Management and Operational Preparedness*, our activities will also support the long-term ambition of the City Plan for Dundee and supports achievement of the following local outcomes:

- Dundee will be an internationally recognised city at the heart of a vibrant region with more and better employment opportunities for people
- Our communities will be safe and feel safe
- Our people will live in strong, popular and attractive communities

Activity

During Q3 we delivered our quarterly training commitment to operational firefighters with a focus on the core skills of Breathing Apparatus, Extrication and Casualty Care as well as ensuring training/testing preparedness to deal with the following standard/advanced modules for incidents involving the following subject areas;

- Trauma & Medical Emergencies
- Water & Ice
- Sleeping Risks

During Q3, firefighters visited a range of sites to gather operational intelligence and review our response plans. Operational crews continually focus on raising their awareness of new and existing associated risks and hazards at these local sites, and take necessary and effective action to constantly improve pre-planning arrangements for dealing with local risks. These visits include premises such as Hospitals, Care Homes, High Rise Buildings, Forth Ports Dundee, Education and Student Accommodation, Industrial, and Large Shopping Centres. In particular, local firefighters engaged with schools prior to bonfire night, and student talks were delivered at residences to reduce automatic fire alarm (AFA) activations.

Senior Commanders attended planning meetings and workshops to identify the SFRS resources that would be required to support a multi-agency approach to reducing anti-social behaviour related incidents in the run up to bonfire night. A Business Continuity Exercise was conducted during Q3 to robustly test our operational preparedness in the event of a local fire station being taken out of action due to a severe weather event.

APPENDIX 1: COMMUNITY SAFETY ENGAGEMENT PROGRAMMES

Deliberate Fire Reduction Initiatives

Dundee Community Action Team (CAT) were proactive in the lead up to Bonfire night within our local ward areas such as North East, East End, Strathmartine as these areas had been identified as having numerous deliberate fires being set. Working in partnership with Dundee City Council, Community Safety Wardens and Police Scotland, meetings were held to discuss the issues this linked into the SFRS priority number 5 for the local area in reducing deliberate fires.

A plan was formulated, working with Police Scotland utilising IT systems that were set up for all Dundee schools during lockdown to pass out safety messages regarding deliberate set fires. The benefits of this partnership working initiative have seen a significant and positive reduction in fire related incidents in this area of Dundee.

The SFRS Local Authority Liaison Officer (LALO) for Dundee liaised with our partners within Police Scotland following further incidents in the Kirkton area, prior to the 5th November. Dundee CAT were involved in liaising with Police Scotland and Dundee City Council through the Fire Related Anti-Social Behaviour Group (FRASB), and identified large areas of combustible materials being stored for bonfires, which were removed by Dundee City Council staff.

Advice was also provided by SFRS and Police Scotland to members of the public regarding unofficial bonfires within the Lochee and North-East wards at Pitalpin Park and Cheviot Crescent.

In order to reduce the number of deliberate set fires over the period Dundee CAT also formulated business letters which were sent to local businesses within the North East, East End, Strathmartine, Lochee, West End, Coldside, Maryfield and The Ferry Wards to offer advice in protecting the site.

Dundee CAT also liaised with Dundee City Council Children and Family Services, to ensure that all pupils throughout the city received the beneficial annual bonfire safety talk, via globe systems introduced during Covid-19 lockdown restrictions.

SFRS LALO for Dundee City attends a Multi-Agency Tasking and Co-ordination Group on a weekly basis to discuss anti-social behaviour and anti-social fire related incidents with action taken by partner groups to reduce their impact on the communities.

Improving Fire Safety in the Home

Dundee CAT receive Home Fire Safety Visit (HFSV) referrals from Partner Agencies such as Dundee City Council Social Work teams throughout the city on a regular basis, and have conducted joint HFSVs to high risk individuals with Social Work, Community Mental Health Nurses, Dementia Carers and Occupational Therapists. The provision of fire retardant bedding, throws, mats and additional fitted smoke/heat detectors to domestic properties are some of the fire safety provision and equipment that have been provided following HFSVs being carried out and minimise further risk identified.

Throughout December 2021, Dundee CAT were proactive in working with Foodbanks, Dundee City Council Community Officers, sheltered housing and project workers in delivering Fire Safety Advice leaflets.

Dundee CAT Community Safety Advocates also actively participated in on-line video calls with Dementia Support Workers, and Young Mum's support workers to provide Fire Safety advice.