



REPORT TO: PERFORMANCE AND AUDIT COMMITTEE – 26 NOVEMBER 2019
REPORT ON: FALLS PERFORMANCE REPORT
REPORT BY: CHIEF FINANCE OFFICER
REPORT NO: PAC41-2019

1.0 PURPOSE OF REPORT

The purpose of this report is to provide assurance that in-depth analysis of falls related hospital admissions in Dundee continues to be progressed and provided to relevant professionals and groups in order to support targeted improvement activities.

2.0 RECOMMENDATIONS

It is recommended that the Performance & Audit Committee (PAC):

- 2.1 Notes the contents of this report and the analysis of falls related hospital admissions (section 5 and appendix 1).
- 2.2 Notes the proposed next steps (section 6).

3.0 FINANCIAL IMPLICATIONS

None.

4.0 BACKGROUND INFORMATION

- 4.1 National Health and Wellbeing Indicator 16 is “Rate of falls related hospital admissions per 1,000 of >65 population”. The focus of this indicator is the number of falls that occur in the population (aged 65 plus). The indicator is measured using data gathered by Information Services Division (ISD).
- 4.2 This indicator is monitored in the Quarterly Performance Report; local data was included in the Q1 report (Article IX of the minute of the meeting of the Dundee PAC held on 24 September 2019 refers) and local and national data was included in the Annual Performance Report (Article VIII of the minute of the meeting of the Dundee Integration Joint Board Meeting held on 25 June 2019 refers). Both reports highlighted the particularly high rate of hospital admissions within the Dundee population of people aged 65 plus as a result of a fall.
- 4.3 At Q4 18/19, Dundee had a high rate of hospital admissions as a result of a fall per 1,000 people aged 65 plus. Benchmarking with other Partnerships shows that Dundee had the highest falls rate (30.9) in Scotland and was significantly higher than the Scottish rate of 22.4 admissions as a result of a fall per 1,000 people aged 65 plus. Analysis of falls admissions was presented to the PAC held on 12 September 2017 (Article X of the minute of the meeting refers), with a further analysis being provided to the PAC held on 29 May 2018 (Article IX of the minute of the meeting refers).

- 4.4 Falls can have a significant impact on an older person's independence and quality of life, impeding a person's mobility and confidence. However, falls are not an inevitable consequence of old age. Well-organised services, delivering recommended and evidence based practices can prevent many falls and fractures in older people in a community setting. Rehabilitation services are key to preventing repeat falls. In addition, the safety of a person's immediate environment as well as a review of their prescribed medicines are important alongside a multifactorial assessment including; eyesight, footwear, foot condition, bone health, nutrition, continence, daily activities and cognition. For every £1 invested in physiotherapy rehabilitation into falls services, £4 is saved across health and social care services (Chartered Society of Physiotherapy).
- 4.5 A published economic evaluation provided an estimate of the cost to health and social care services in Scotland of managing the consequences of falls is in excess of £470 million and without intervention is set to rise over the next decade as our population ages and the proportion with multi-morbidity and polypharmacy (service users in receipt of multiple drugs to treat conditions) grows. Falls prevention is therefore a priority, both in relation to improve outcomes and quality of life for individual people, their carers and families, but also in relation to supporting the operation of sustainable health and social care services and supports in the future.
- 4.6 The National Falls and Fracture Strategy is currently at the consultation stage and will be published by the Scottish Government in due course. At the point of publication local falls prevention improvement activity will be reviewed to identify any required adjustments to support alignment with the national strategy.

5.0 WHAT THE DATA IS TELLING US

- 5.1 To support improvement activity relating to falls a Dundee Falls Data Group was established in August 2019 to develop a detailed understanding of falls related data and its implications for targeting future improvement activity and investment. Part of the work of the group has been to support the Local Intelligence Support Team (LIST) staff, deployed to the Partnership by NSS ISD (National Services Scotland, Information Services Divisions), to undertake an updated in-depth analysis of falls admissions (attached as Appendix 1).
- 5.2 The main findings from the analysis are:
- As at 2018/19 Dundee had the highest admission rate due to falls in Scotland.
 - Coldside, East End and West End are the greatest contributors to the high fall admission rates in Dundee for people aged 65+.
 - In 2015/16 one in five fall admissions (21%) had a length of stay of 1 day or less and in 2018/19 this rose to one in three fall admissions (33%).
 - For fall admissions with a length of stay of 1 day or less, Angus and Dundee had the highest percentage increases across Scotland between 2015/16 and 2018/19.
 - Ninewells Hospital had the highest percentage increase of fall admissions of all the Acute General Hospitals in Scotland between 2015/16 and 2018/19.
 - The 80-89 age group, females in particular, has seen the largest increase in fall admissions between 2015/16 and 2018/19. Both admissions due to falls, where no medical procedure was required and admissions due to falls where a medical procedure was required have increased for this age group.
 - Coldside had the highest admission rate due to falls, where no medical procedure was required, for people aged 80-89 for 3 of the last 4 years.
 - West End had the highest admission rate due to falls where a medical procedure was required, for people aged 80-89 for the last 3 years.

6.0 NEXT STEPS

- 6.1 The updated falls analysis (Appendix 1) will now be further developed, with a particular focus on:
- Testing a hypothesis that the transfer of patients from the Emergency Department to a very short stay observation unit has contributed to the increase in falls related admissions.
 - Comparing the falls pathways and falls related admissions in Dundee (which does not have a Minor Injury Unit) to a Partnership which has a Minor Injury Unit.
 - Further analysing the fall related hospital admissions lasting 1 day or less, where no medical procedure was required.
- 6.2 This further analysis and findings will be presented to the Dundee Falls Data Group to assist discussions regarding service development and improvement. It will also be shared with relevant professionals to assist their understanding of falls prevention.

7.0 RISK ASSESSMENT

Risk 1 Description	The risk of not reducing the rate of hospital admissions due to a fall could affect; outcomes for individuals and their carers and spend associated with unscheduled hospital admissions if the Partnership's performance does not improve.
Risk Category	Financial, Governance, Political
Inherent Risk Level	Likelihood 3 x Impact 5 = Risk Scoring 15
Mitigating Actions (including timescales and resources)	<ul style="list-style-type: none">- The in depth analysis included in this paper and appendix will be used to inform senior managers.- The Tayside Falls Prevention and Management Framework will provide an infrastructure to monitor progress in the community, hospital and care homes towards preventing the incidence of falls and reducing the negative effect of falling on people who fall and their carers.- The priority areas for improvement (section 8.0) have been developed to reduce the rate of hospital admissions as a result of a fall.
Residual Risk Level	Likelihood 3 x Impact 3 = Risk Scoring 9
Planned Risk Level	Likelihood 2 x Impact 3 = Risk Scoring 6
Approval recommendation	The risk level should be accepted with the expectation that the mitigating actions are taken forward.

8.0 POLICY IMPLICATIONS

This report has been screened for any policy implications in respect of Equality Impact Assessment and Risk Management. There are no major issues.

9.0 CONSULTATIONS

The Chief Officer, Head of Service - Health and Community Care and the Clerk were consulted in the preparation of this report.

10.0 BACKGROUND PAPERS

None.

Dave Berry
Chief Finance Officer

DATE: 15 November 2019

Stephen Halcrow and Elizabeth Balfour
Local Intelligence Support Team
ISD Scotland

Falls Report for Dundee H&SCP

By Liz Balfour and Stephen Halcrow

Release date: 30/10/2019

Local Intelligence Support Team (LIST) Report

NHS National Services Scotland

Table of Contents

Introduction.....3

Data Sources.....3

Main Points.....3

Analysis4

 Fall Admission Rates per 1,000 Population for 65+4

 Figure 1.1 – All Fall Admission Rates per 1,000 Population in 2018/19 for 65+ Age Group by Partnerships4

 Figure 1.2 – All Fall Admission Rates per 1,000 Population in 2018/19 for 65+ Age Group Living in Dundee City5

 Figure 1.3 – Fall Admission Rate Change between 2015/16 and 2018/19 by Partnerships5

 Short Stays6

 Figure 2.1 – Length of Stay (Days) for Dundee City Falls Admissions in 2015/166

 Figure 2.2 – Length of Stay (Days) for Dundee City Falls Admissions in 2018/19 in Dundee City7

 Figure 2.3 – Change in Percentage of Falls Admissions which were Short Stay (0 or 1 day Stays) between 2015/16 and 2018/19 by Partnerships7

 Figure 2.4 – Percentage of Falls Admissions which were Short Stay (0 or 1 day stays) by Location8

 Age Groups.....8

 Figure 3.1 – Falls Rate per 1,000 Population in Dundee City by Age Group.....9

 Figure 3.2 –Total Falls Admissions Change between 2015/16 and 2018/19 in Dundee City by Age Group and Gender.....9

 Figure 3.3 – Falls Rate per 1,000 Population in Dundee City by Age Group which were Short Stay (0 or 1 day stays)10

 Figure 3.4 – Falls Rate per 1,000 Population in Dundee City by Age Group which were Long Stay (2 or more day stays).....10

 Fall Admission (with no procedures) Rates per 1,000 Population for 65+ Age Groups with 1 Day or Less Length of Stay.....11

 Figure 4.1 – All Falls Admission (with no procedures) Rates per 1,000 Population for 65+ Age Group with 1 Day Length of Stay by Tayside Partnerships between 2015/16 and 2018/1911

Figure 4.2 – All Falls Admission (with no procedures) Rates per 1,000 Population for 65+ Age Group with 1 Day Length of Stay by Dundee Localities between 2015/16 and 2018/19	12
Fall Admission Rates per 1,000 Population for 80-89 Age Groups	12
Figure 5.1 – All Falls Admission Rates per 1,000 Population in 2018/19 for 80-89 Age Group by Partnership	13
Figure 5.2 – All Falls Admission Rates per 1,000 Population in 2018/19 for 80-89 Age Group Living in Dundee City	13
Figure 5.3 – All Falls (with no procedures) Admission Rates per 1,000 Population in 2018/19 for 80-89 Age Group Living in Dundee City with 1 Day or Less Length of Stay	14
Figure 5.4 – All Falls (with a procedure) Admission Rates per 1,000 Population in 2018/19 for 80-89 Age Group Living in Dundee City with 2+ Days Length of Stay	14
Primary Diagnoses for Fall Admissions in Dundee Residents aged 65+	15
Figure 6.1 – Primary Diagnoses for Fall Admissions, with a Length of Stay Equal to 1 Day or Less, in Dundee Residents aged 65+	15
Figure 6.2 – Primary Diagnoses for Fall Admissions, with a Length of Stay of 2+ Days, in Dundee Residents aged 65+	15
Contacts	16

Introduction

This report has been prepared by the Local Intelligence Support Team (LIST) on behalf of Dundee Health & Social Care Partnership in order to better understand unscheduled care activity.

This report aims to show how Dundee H&SCP compares to Scotland and other partnerships for fall admissions for those over 65 years of age with regards to length of stay, patient demographics and admissions with and without recorded procedures.

Data Sources

The data used for this report is taken from the SMR01 national dataset and trend data shows annual trend data from 2015/16 to 2018/19.

Main Points

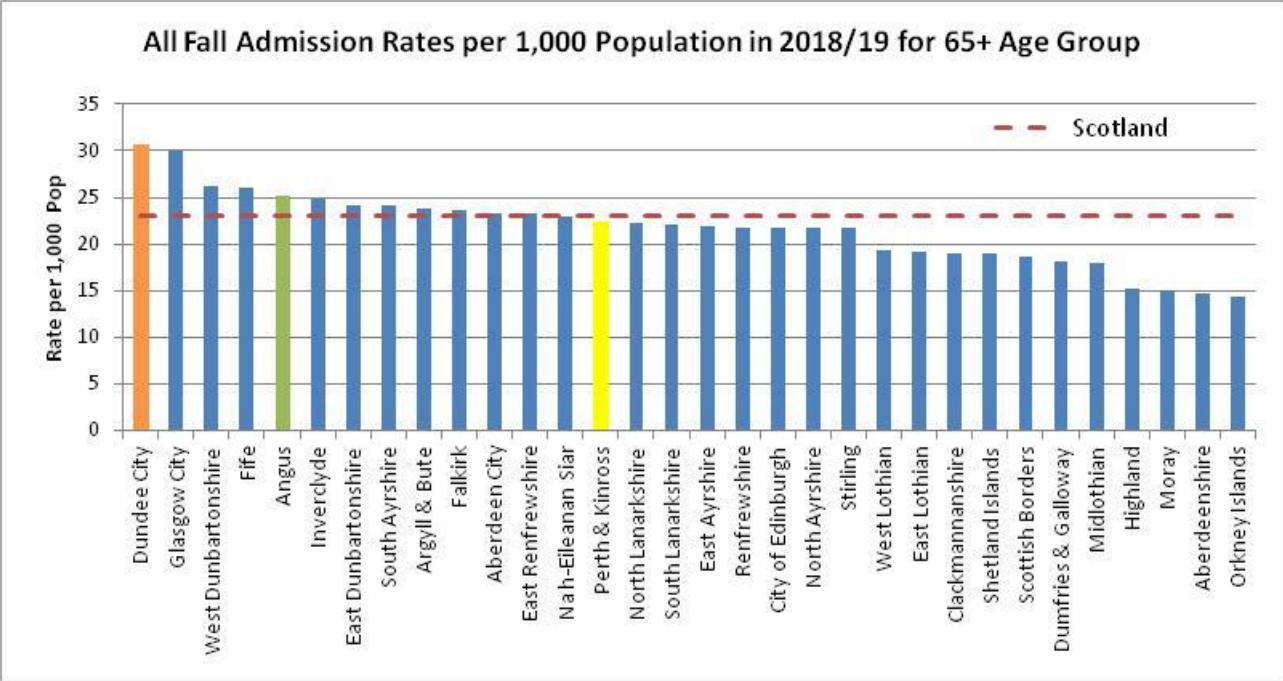
- As at 2018/19 Dundee had the highest fall admission rates in Scotland
- Coldside, East End and West End seem to be driving the high fall admission rates in Dundee for people aged 65+
- In 2015/16 one in five fall admissions (21%) had a length of stay of 1 day or less and in 2018/19 this rose to one in three fall admissions (33%)
- For fall admissions with a length of stay of 1 day or less, Angus and Dundee have the highest percentage increases across Scotland between 2015/16 and 2018/19
- Ninewells Hospital has the highest percentage increase of fall admissions of all the Acute General Hospitals in Scotland between 2015/16 and 2018/19
- The 80-89 age groups have seen the largest increase in fall admissions between 2015/16 and 2018/19 and in particular females. Both falls with no procedures and falls with procedures have increased for this age group.
- Coldside has had the highest fall admission rate, for falls with no procedures, for people aged 80-89 for 3 of the last 4 years
- West End has had the highest fall admission rate, for falls with procedures, for people aged 80-89 for the last 3 years

Analysis

Fall Admission Rates per 1,000 Population for 65+

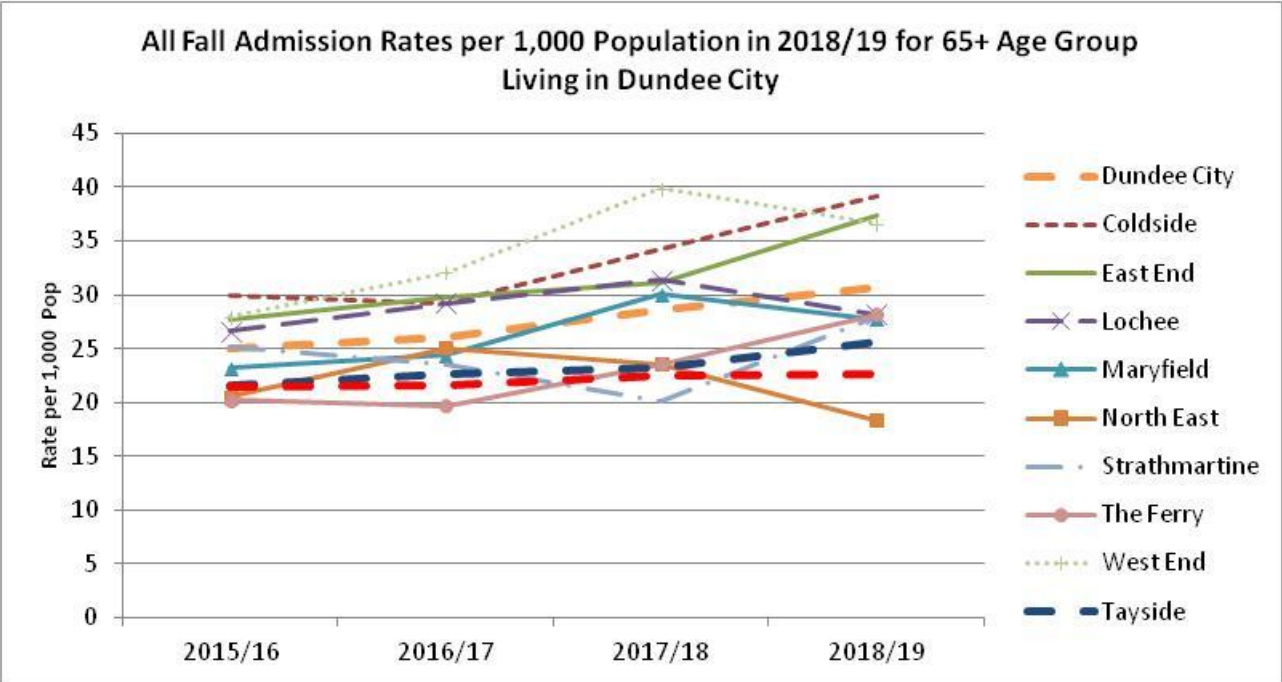
In 2018/19 Dundee City has the highest falls rate with 31 per 1,000 population for people aged 65+ years. Three localities in particular seem to be driving the falls admission rate in Dundee; Colside, East End and West End. Dundee also has one of the highest percentage change increases in Scotland between 2015/16 and 2018/19 for the number of fall admissions, with around a 5% increase (Angus has the second highest with a 6% increase).

Figure 1.1 – All Fall Admission Rates per 1,000 Population in 2018/19 for 65+ Age Group by Partnerships



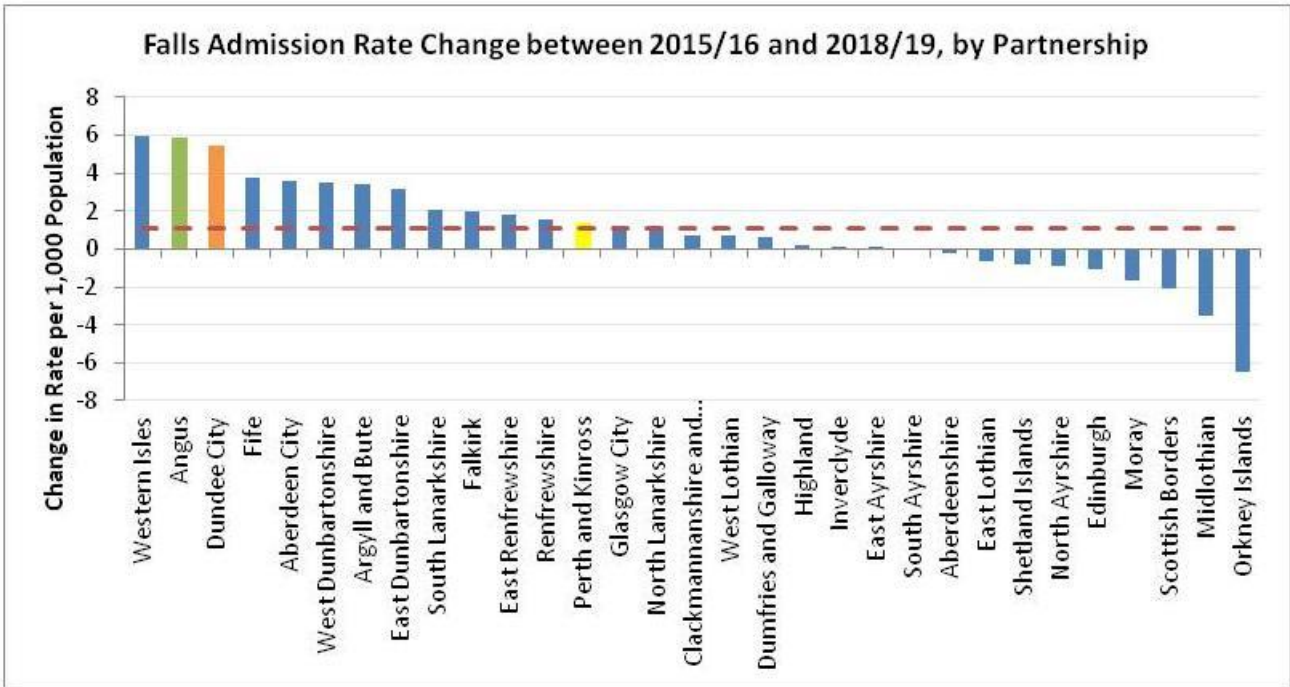
Source: ISD Scotland SMR01

Figure 1.2 – All Fall Admission Rates per 1,000 Population in 2018/19 for 65+ Age Group Living in Dundee City



Source: ISD Scotland SMR01

Figure 1.3 – Fall Admission Rate Change between 2015/16 and 2018/19 by Partnerships

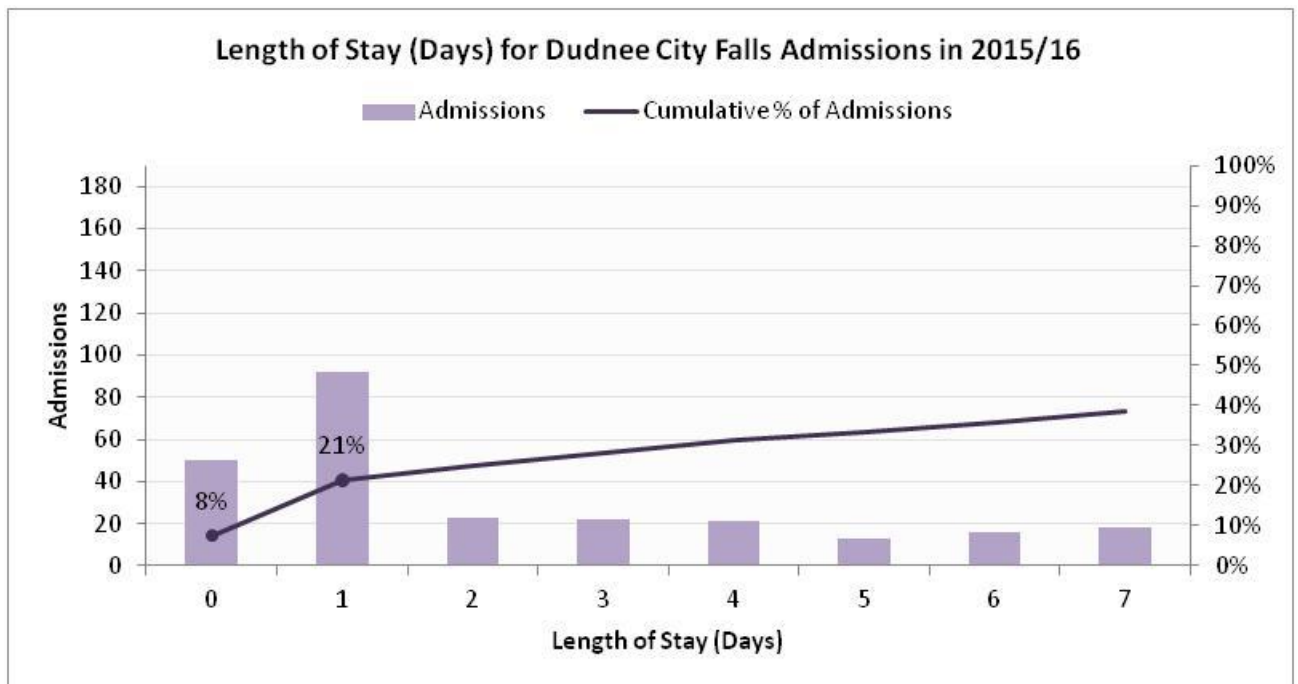


Source: ISD Scotland SMR01

Short Stays

The proportion of fall admissions with a length of stay 1 day or less rose in Dundee from 21% in 2015/16 to 33% in 2018/19. Both Angus and Dundee have the two highest fall admission numbers with a length of stay 1 day or less between 2015/16 and 2018/19 with 14.5% and 11.6% respectively. When shown by acute hospitals across Scotland, then Ninewells has the highest increase in short stay fall admission numbers from 20% of all fall admissions in 2015/16 to 33% of all fall admissions in 2018/19. Of all short stay fall admissions, around 89% of these have no procedures.

Figure 2.1 – Length of Stay (Days) for Dundee City Falls Admissions in 2015/16



Source: ISD Scotland SMR01

Figure 2.2 – Length of Stay (Days) for Dundee City Falls Admissions in 2018/19 in Dundee City

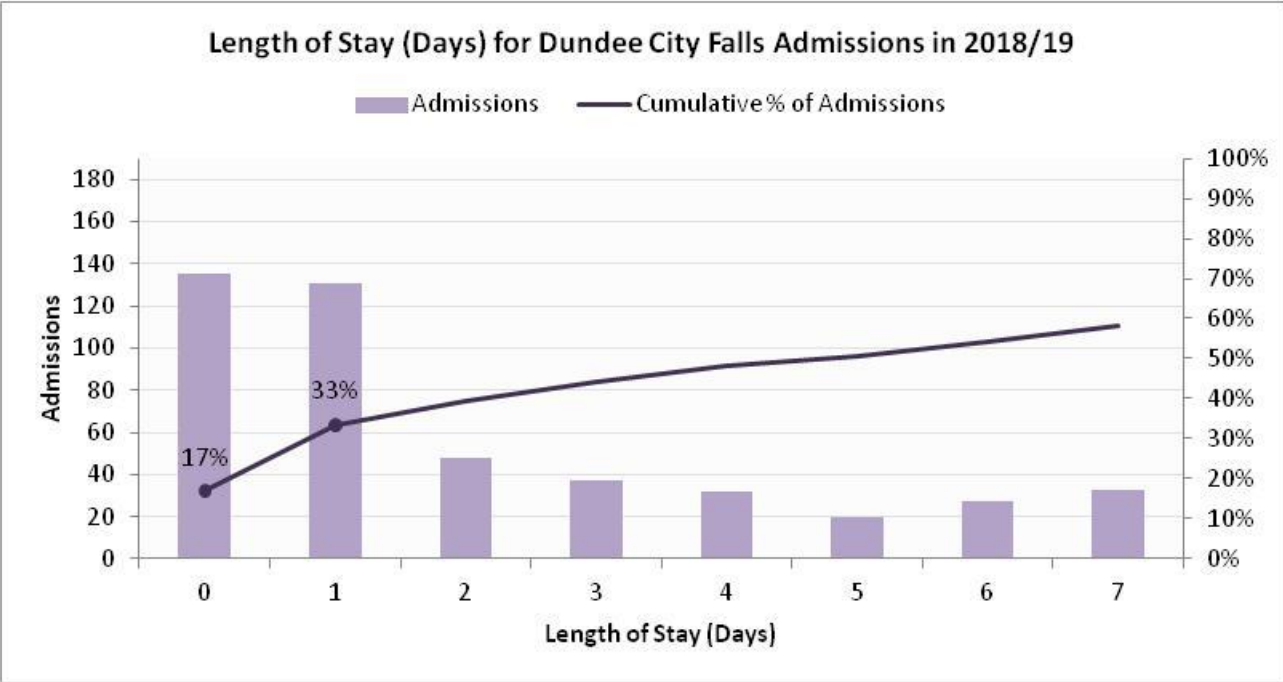
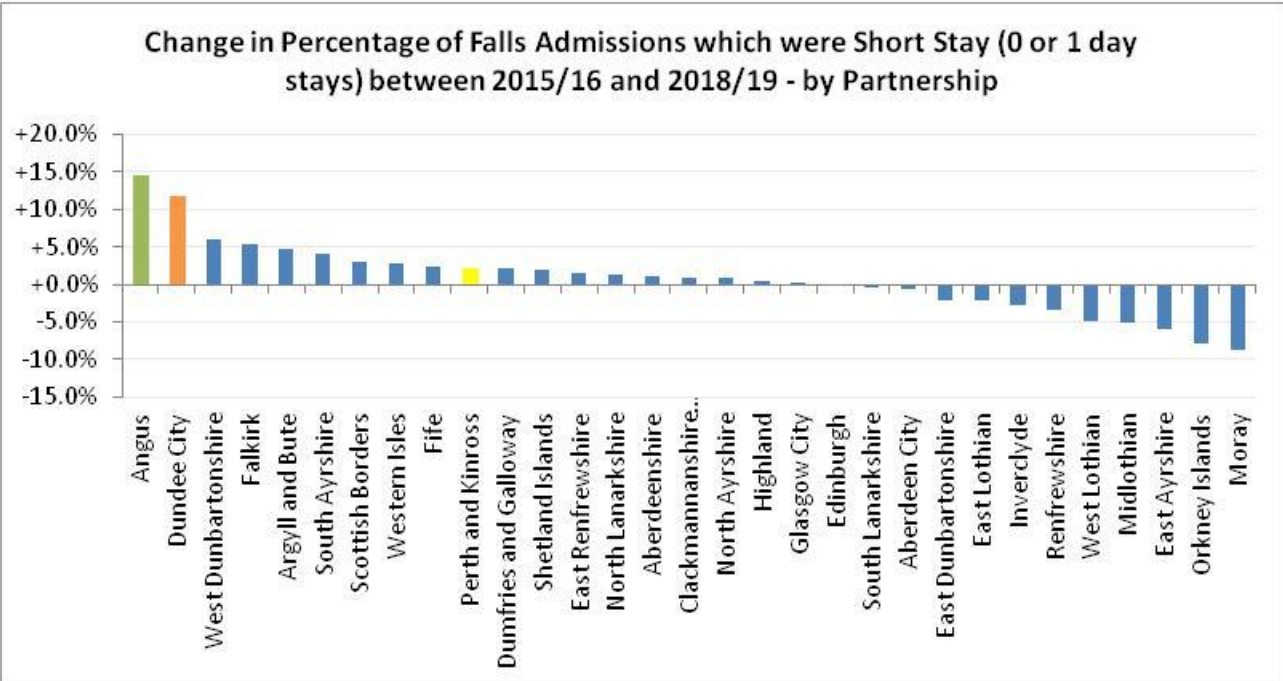
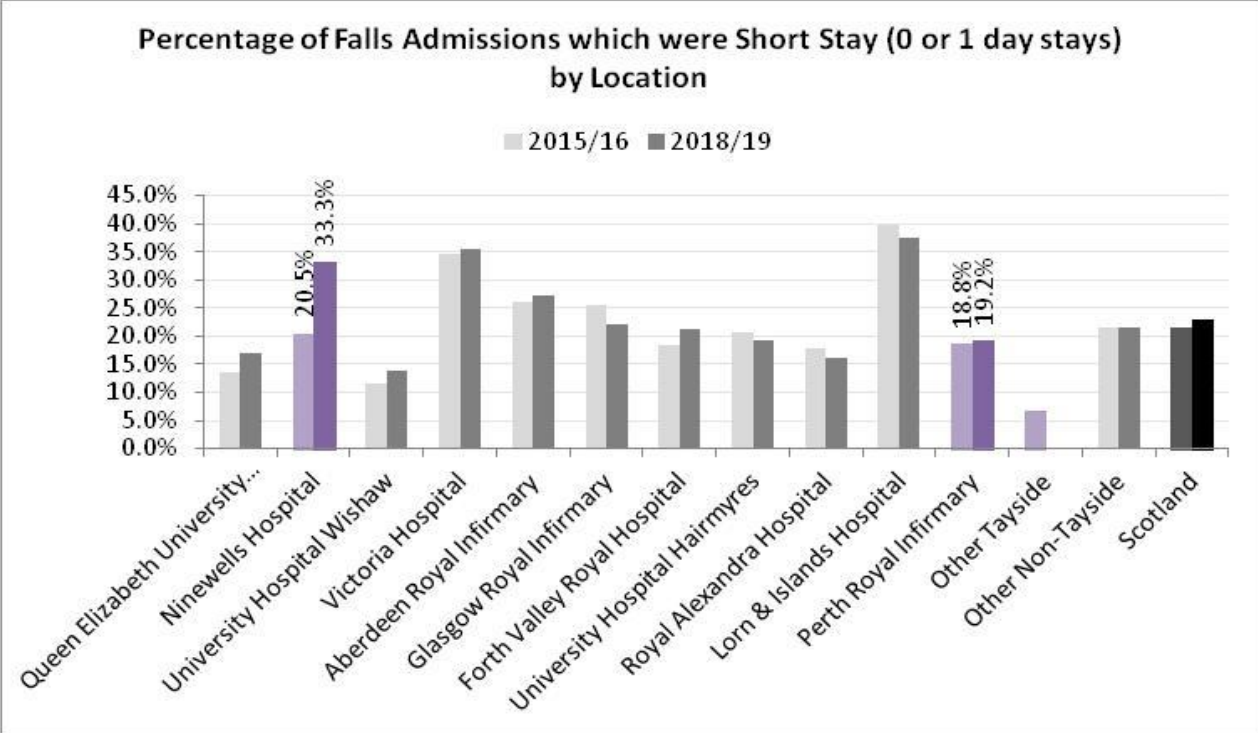


Figure 2.3 – Change in Percentage of Falls Admissions which were Short Stay (0 or 1 day Stays) between 2015/16 and 2018/19 by Partnerships



Source: ISD Scotland SMR01

Figure 2.4 – Percentage of Falls Admissions which were Short Stay (0 or 1 day stays) by Location



Source: ISD Scotland SMR01

Age Groups

The biggest increase in fall admission rates in Dundee City between 2015/16 and 2018/19 was seen in the 80-84 and 85-89 year age groups. All other age groups aged 65+ were relatively static during this period. It was women who were the biggest driving factor in the fall admission increase for the 80-89 age group. For the short stay fall admissions all age groups above the age of 65 saw an increase in admissions between 2015/16 and 2018/19 whereas for the 2+ length of stay admissions it was only the 80-89 year old people that saw a noticeable increase.

Figure 3.1 – Falls Rate per 1,000 Population in Dundee City by Age Group

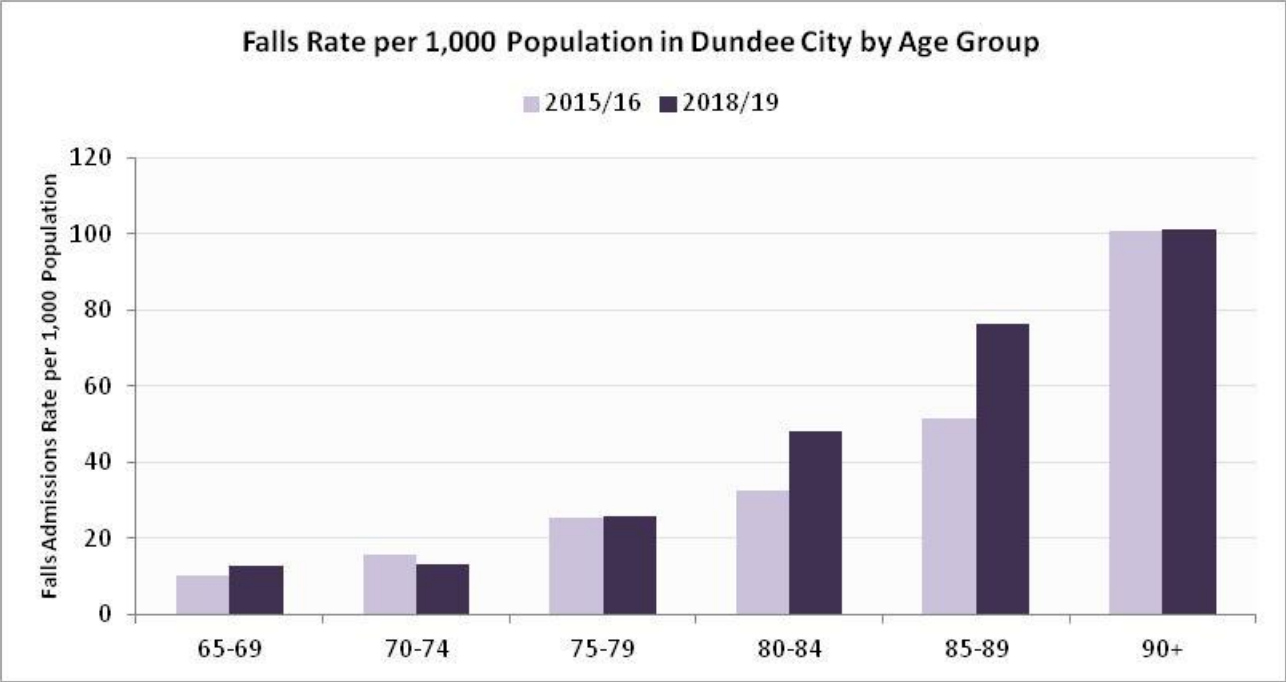
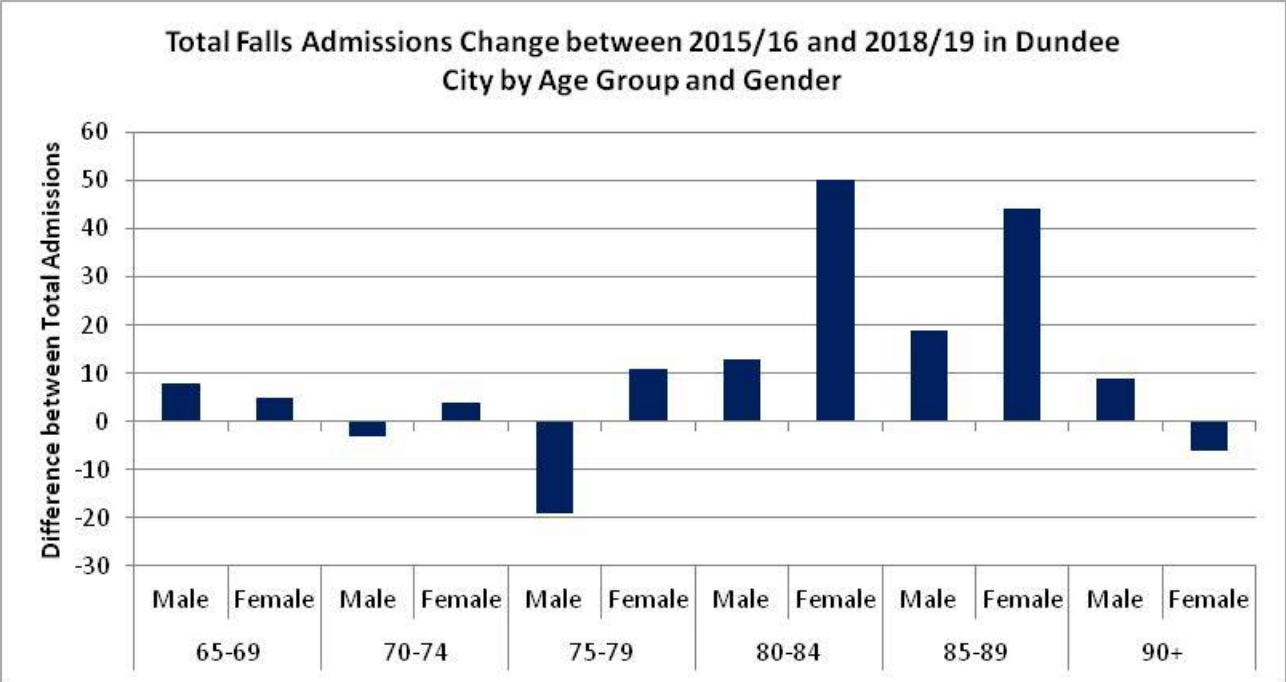


Figure 3.2 – Total Falls Admissions Change between 2015/16 and 2018/19 in Dundee City by Age Group and Gender



Source: ISD Scotland SMR01

Figure 3.3 – Falls Rate per 1,000 Population in Dundee City by Age Group which were Short Stay (0 or 1 day stays)

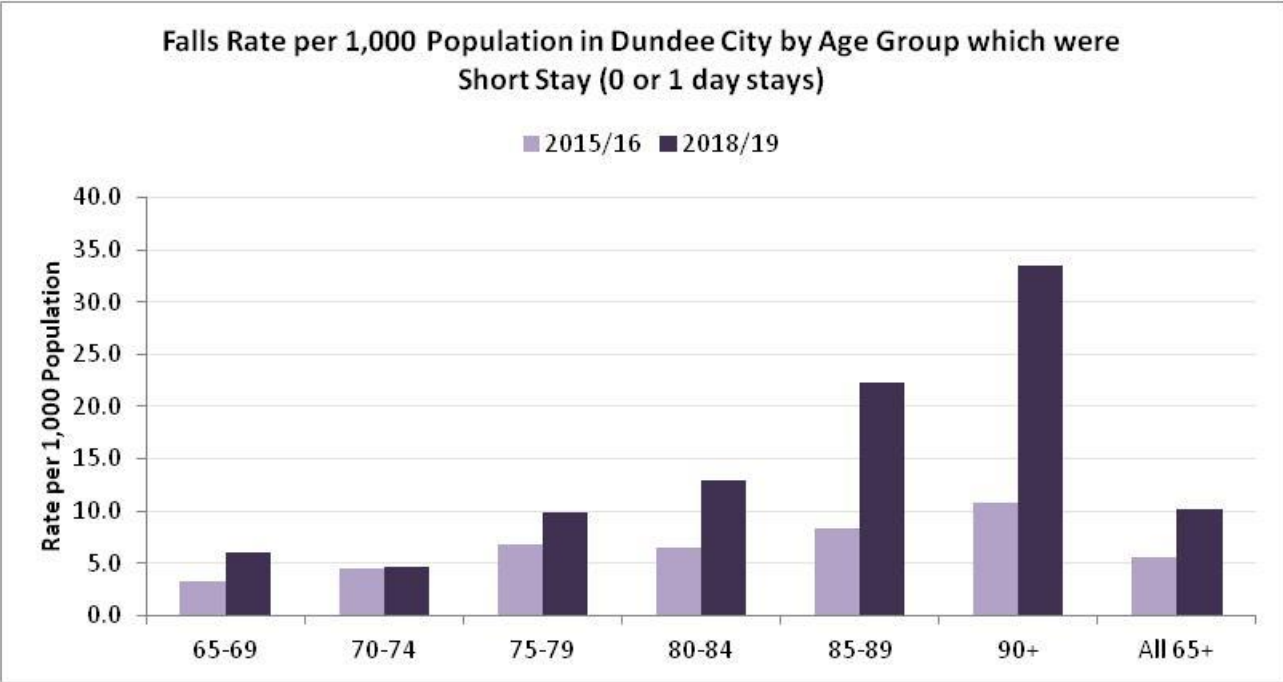
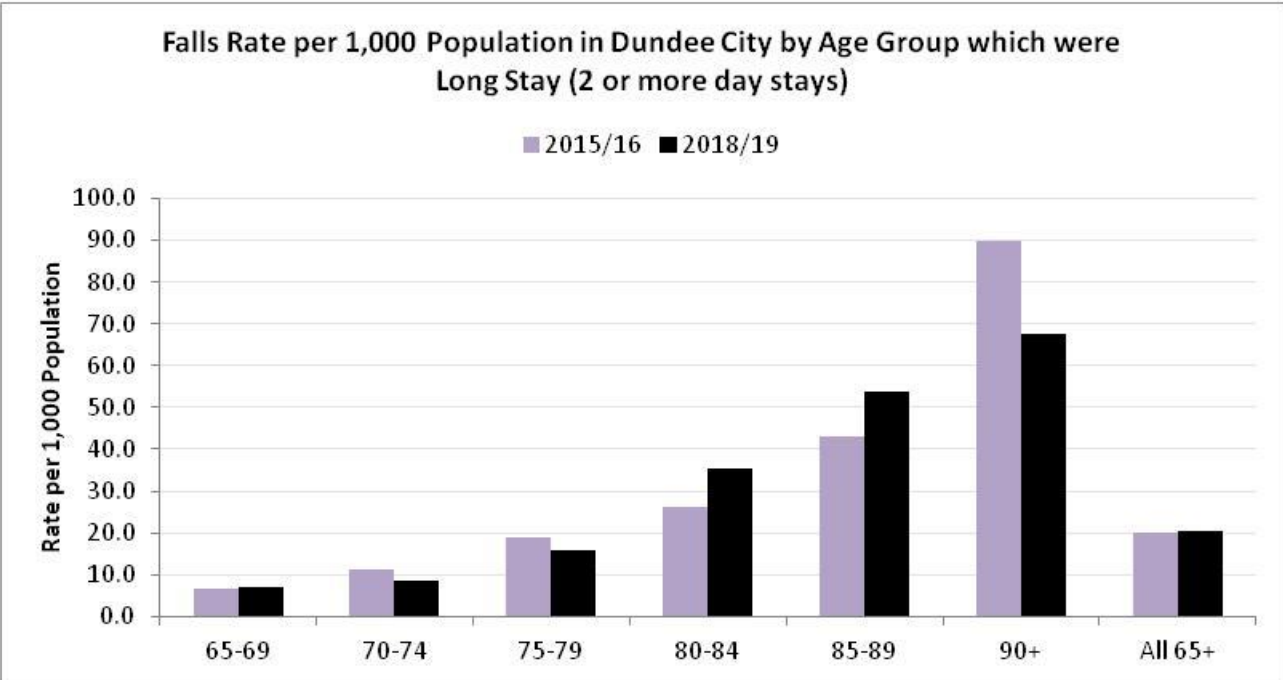


Figure 3.4 – Falls Rate per 1,000 Population in Dundee City by Age Group which were Long Stay (2 or more day stays)

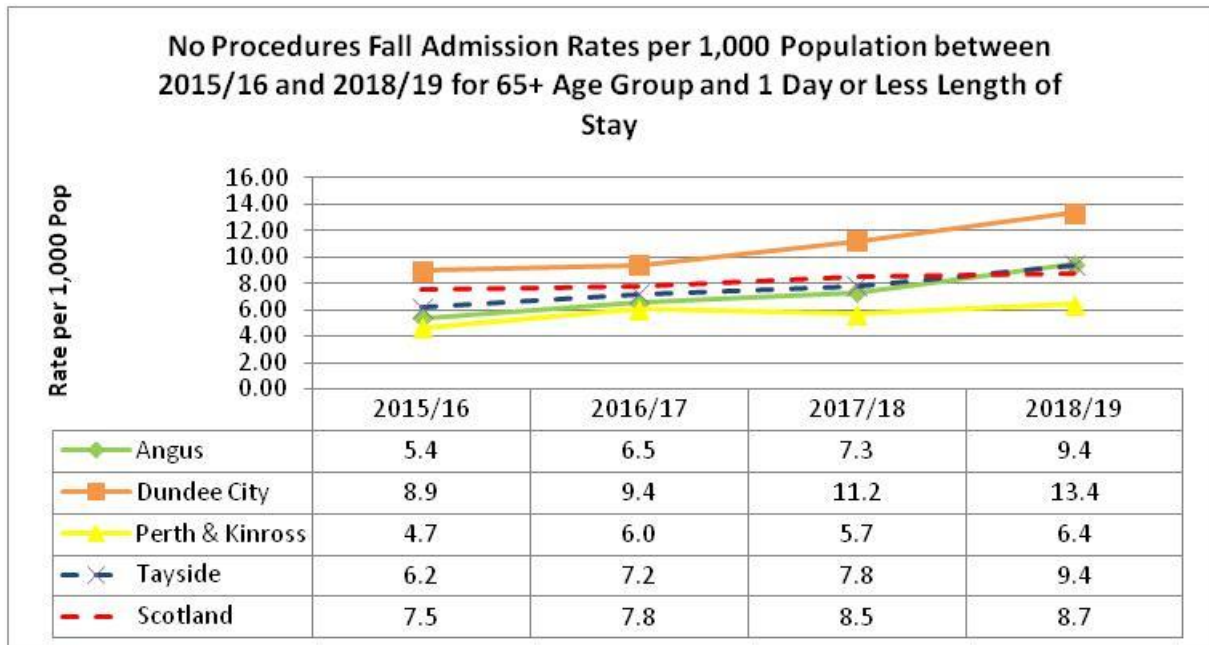


Source: ISD Scotland SMR01

Fall Admission (with no procedures) Rates per 1,000 Population for 65+ Age Groups with 1 Day or Less Length of Stay

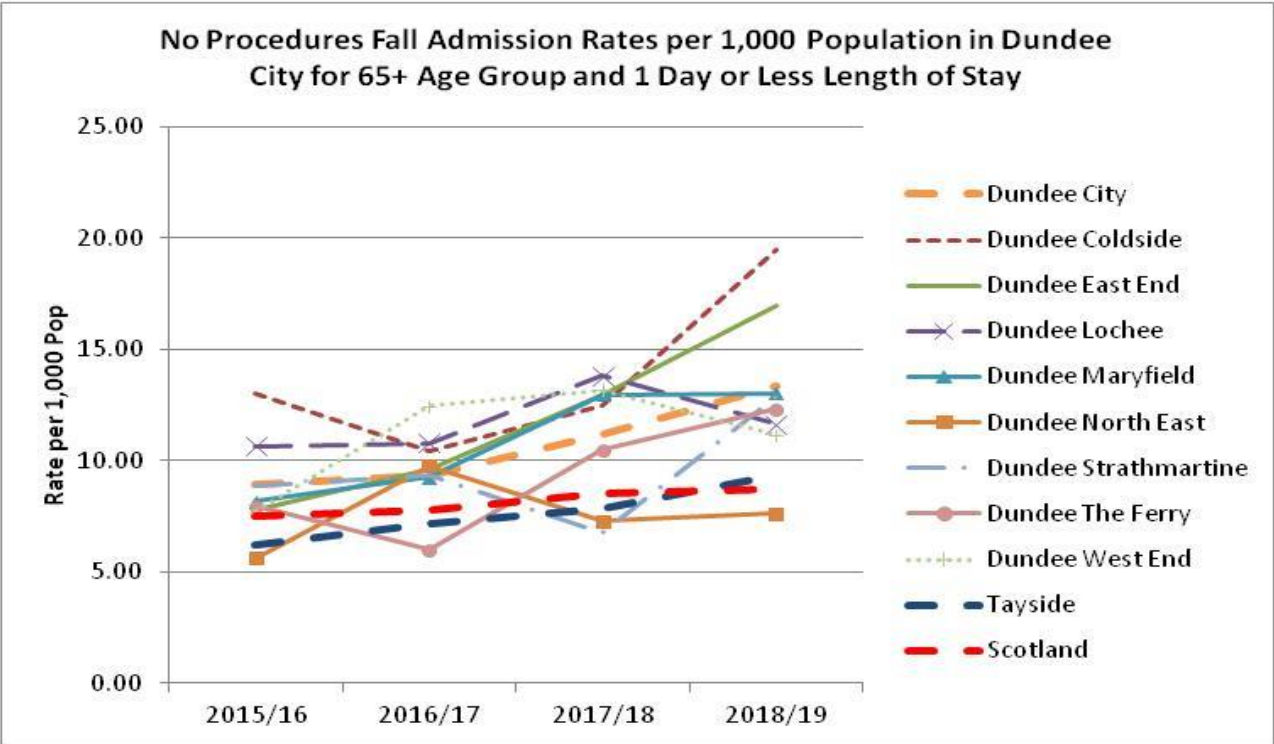
Dundee fall admission rates, with no procedures and length of stay of 1 day or less, for people age 65+ have continually increased since 2016/17. The two localities that have the highest rates are Coldside and East End.

Figure 4.1 – All Falls Admission (with no procedures) Rates per 1,000 Population for 65+ Age Group with 1 Day Length of Stay by Tayside Partnerships between 2015/16 and 2018/19



Source: ISD Scotland SMR01

Figure 4.2 – All Falls Admission (with no procedures) Rates per 1,000 Population for 65+ Age Group with 1 Day Length of Stay by Dundee Localities between 2015/16 and 2018/19



Source: ISD Scotland SMR01

Fall Admission Rates per 1,000 Population for 80-89 Age Groups

Dundee has the highest fall admission rates for people aged 80-89 with 60 per 1,000 population. As with the 65+ population, Coldside, East End and West End are driving these rates up, but also Strathmartine rates are amongst the highest in Dundee. For fall admissions with no procedures Coldside has had the highest rates for 3 of the last 4 years. For fall admissions with procedures the West End that has had the highest rates for the last 3 years.

Figure 5.1 – All Falls Admission Rates per 1,000 Population in 2018/19 for 80-89 Age Group by Partnership

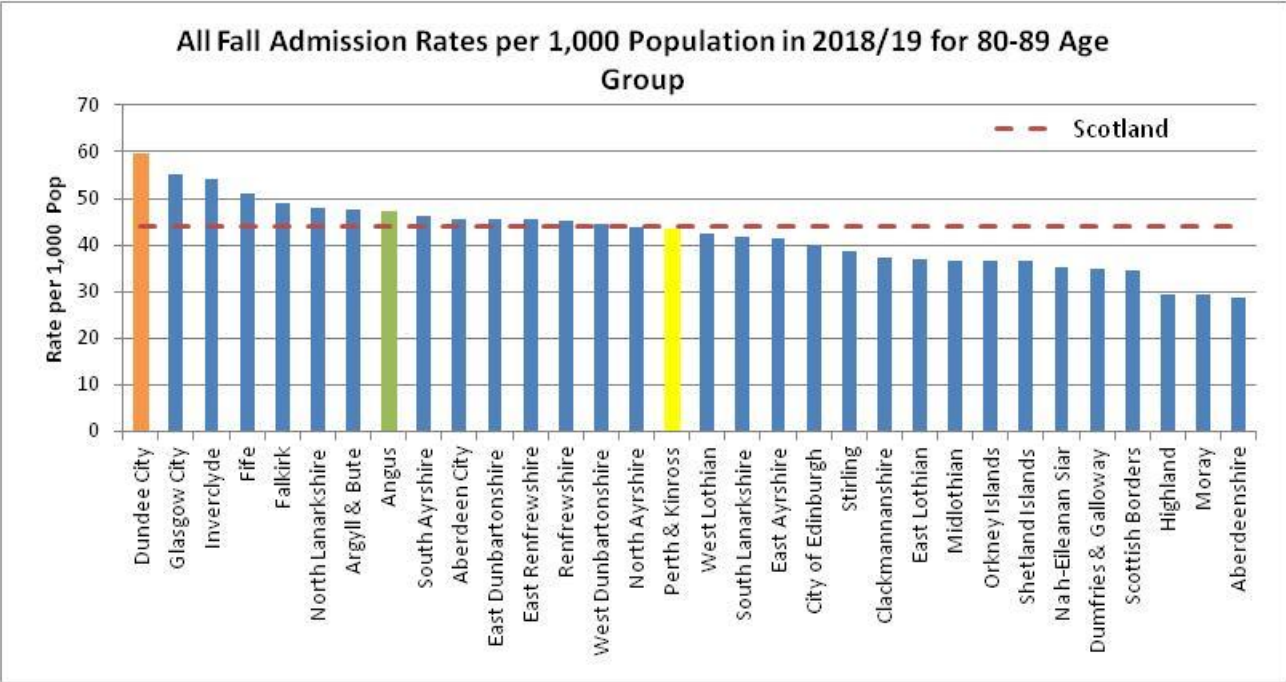
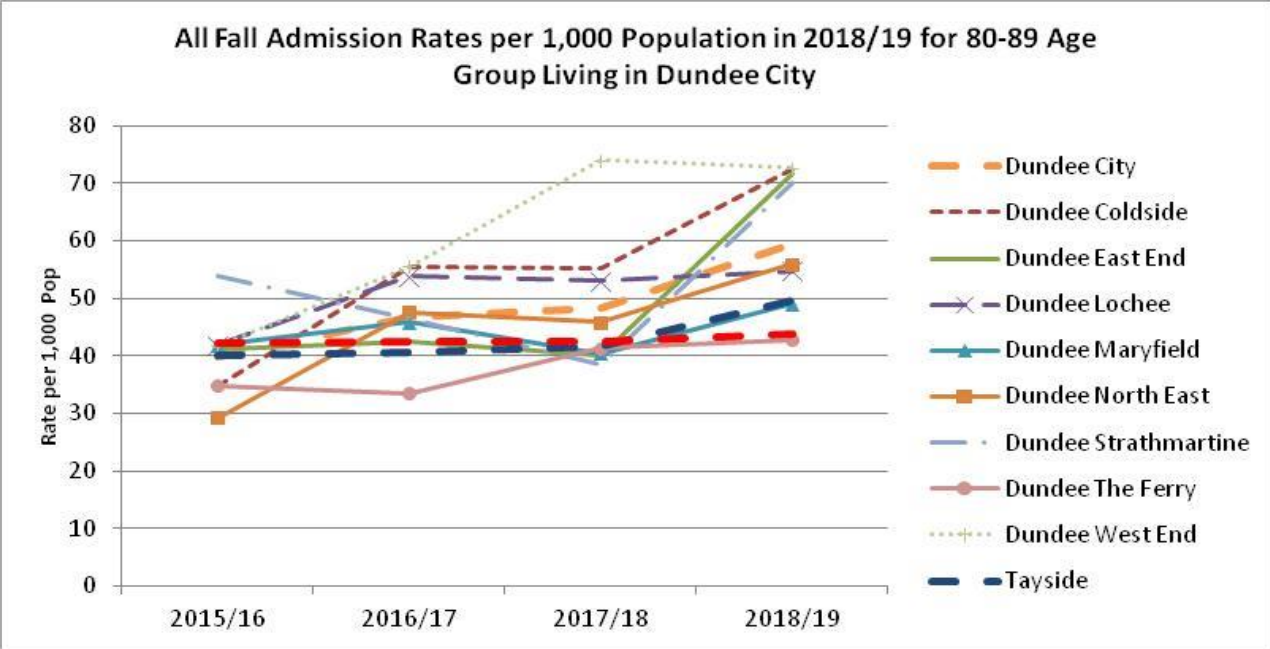


Figure 5.2 – All Falls Admission Rates per 1,000 Population in 2018/19 for 80-89 Age Group Living in Dundee City



Source: ISD Scotland SMR01

Figure 5.3 – All Falls (with no procedures) Admission Rates per 1,000 Population in 2018/19 for 80-89 Age Group Living in Dundee City with 1 Day or Less Length of Stay

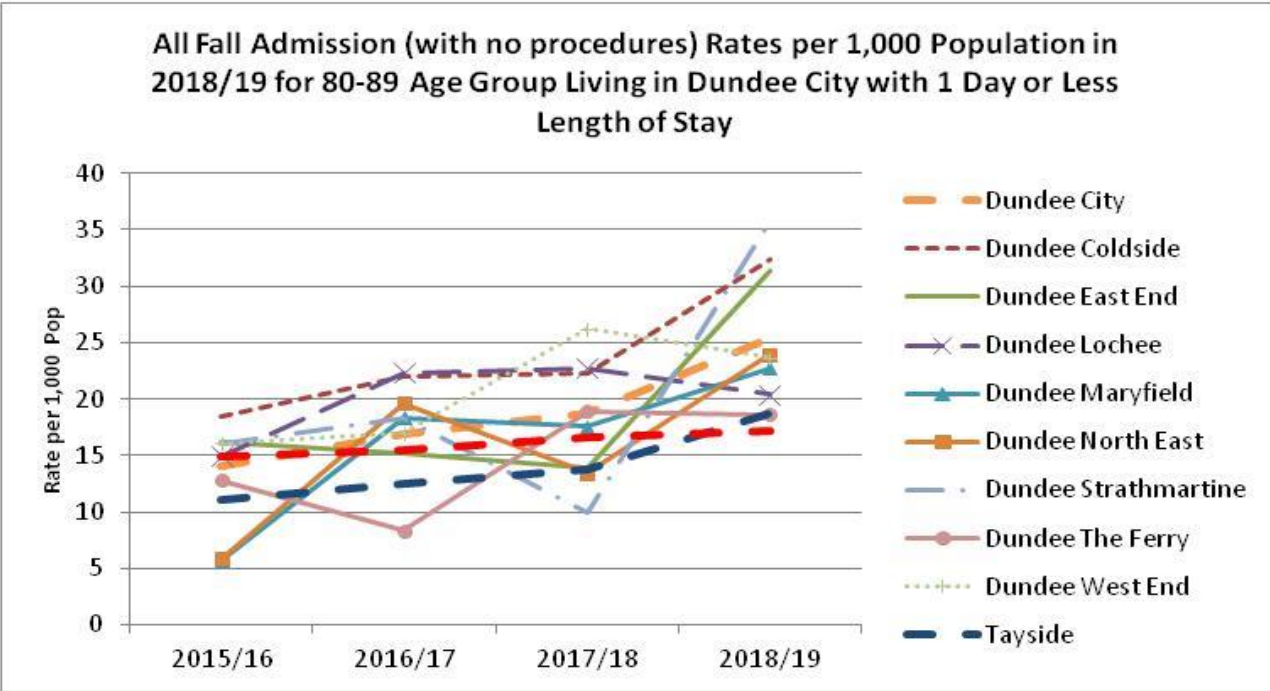
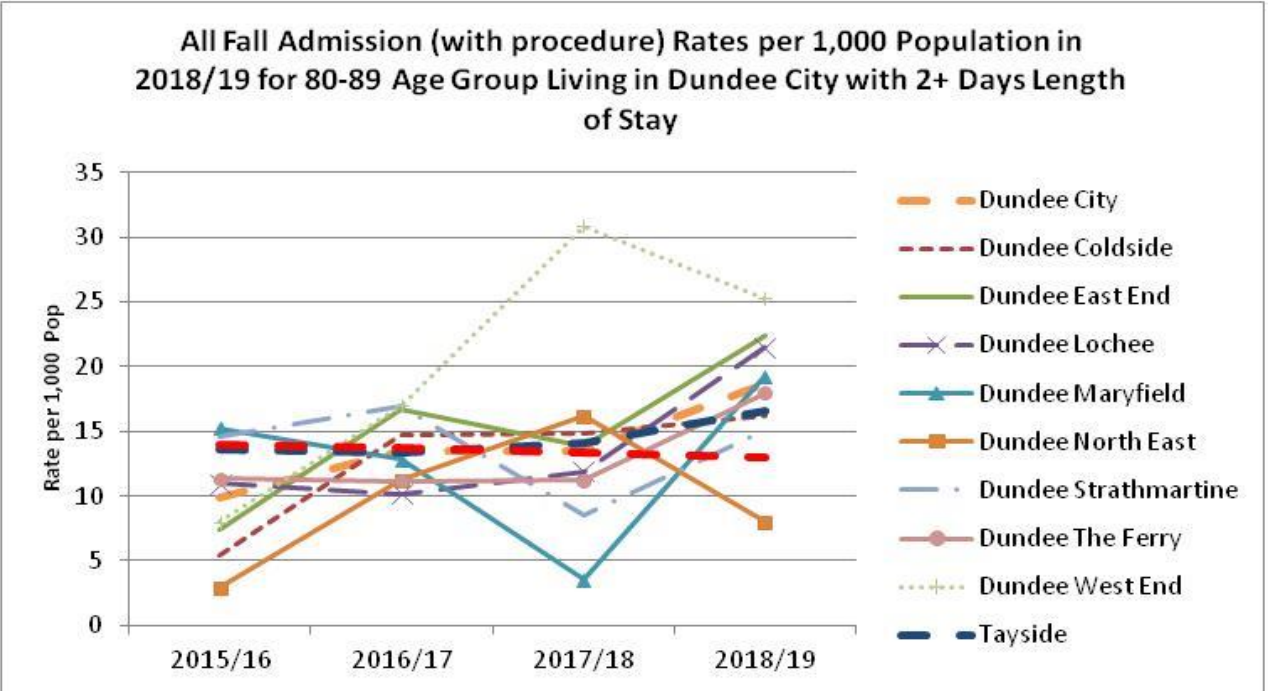


Figure 5.4 – All Falls (with a procedure) Admission Rates per 1,000 Population in 2018/19 for 80-89 Age Group Living in Dundee City with 2+ Days Length of Stay



Source: ISD Scotland SMR01

Primary Diagnoses for Fall Admissions in Dundee Residents aged 65+

Figure 6.1 – Primary Diagnoses for Fall Admissions, with a Length of Stay Equal to 1 Day or Less, in Dundee Residents aged 65+

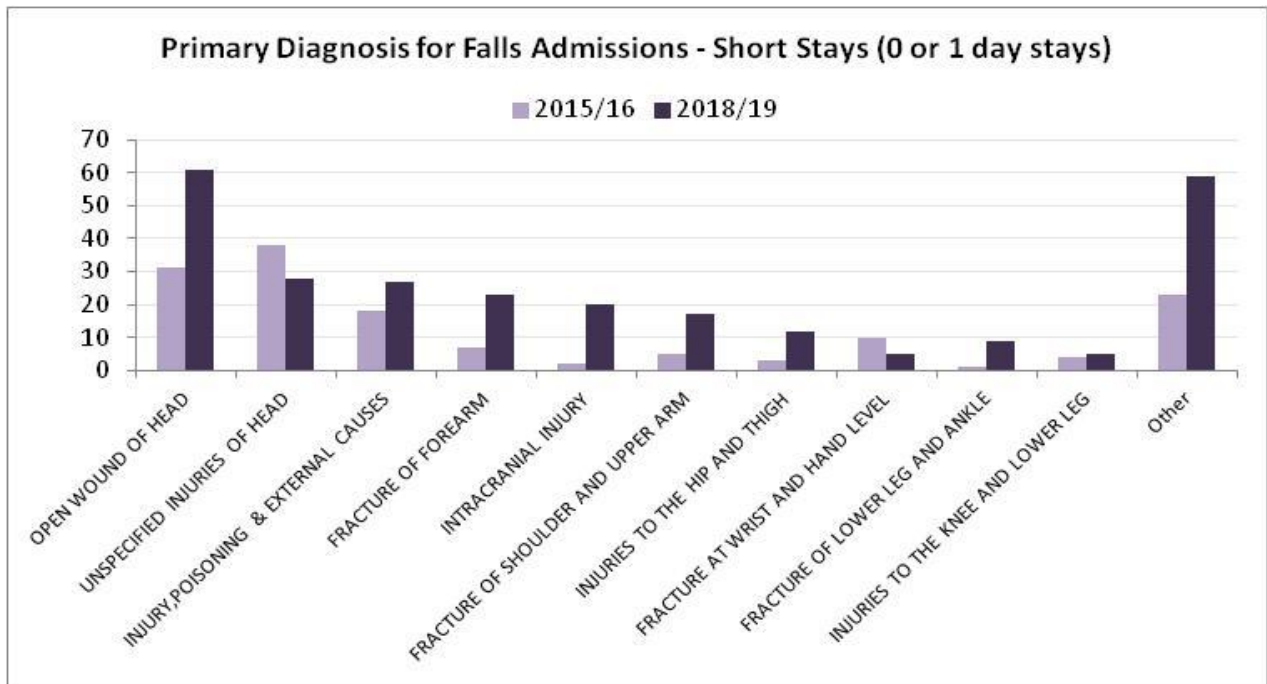
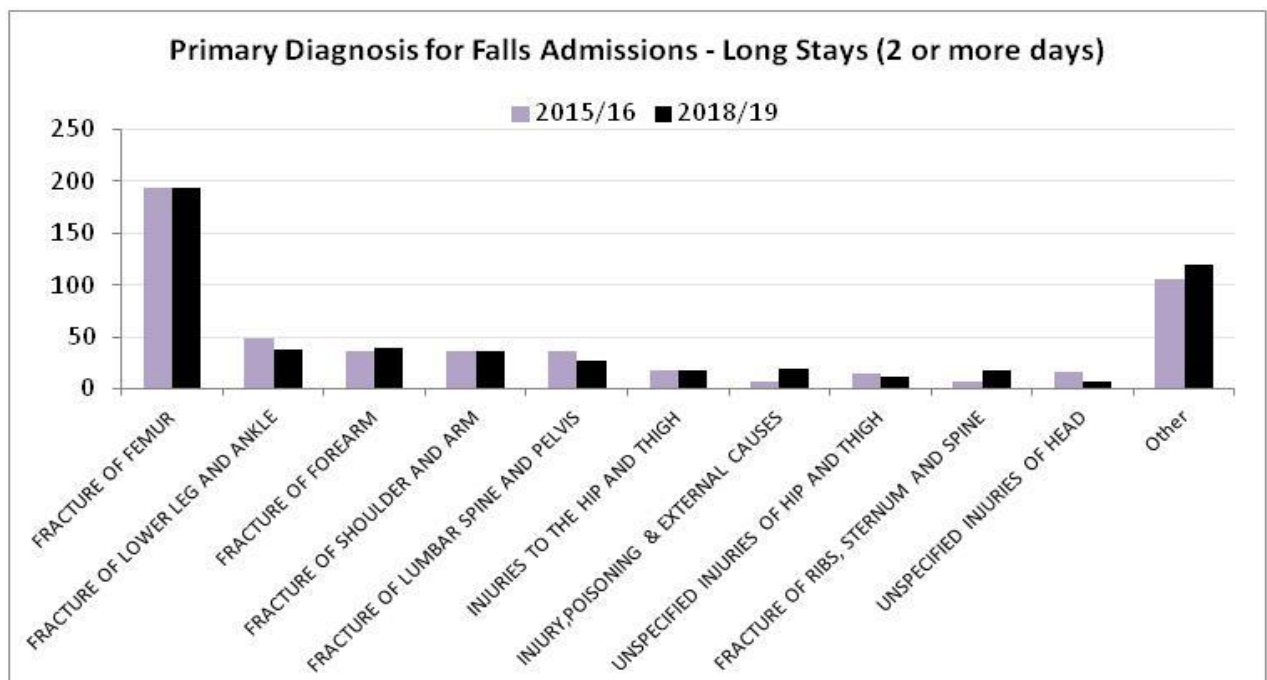


Figure 6.2 – Primary Diagnoses for Fall Admissions, with a Length of Stay of 2+ Days, in Dundee Residents aged 65+



Source: ISD Scotland SMR01

Contacts

Stephen Halcrow, Principal Information Analyst

Local Intelligence Support Team (LIST)

E-mail: stephen.halcrow@nhs.net

Liz Balfour, Senior Information Analyst

Local Intelligence Support Team (LIST)

E-mail: ebalfour@nhs.net

